

Experiences of integrating Blue with Blackboard and Canvas:

A deeper integration

Brett K. McDaniel, M.Ed, Manager
University of Kentucky



Information
Technology Services

This presentation will explain the details of how the University of Kentucky (UK) implemented the integration with both Blackboard and then Canvas (after we switched to Canvas). An in-depth look at the deeper integration with Canvas will show how you can use the integration with Canvas to improve your response rates. I will also explain why UK is not using some of the features that are available in the integration with Canvas. Hopefully, those using Canvas will be able to take away some knowledge in their implementation and integration.



About the University of Kentucky

- 1865 started as a land grant institution.
- Student Population: ~31,000
 - ~28,000 Full-time
 - ~3,000 Part-time
 - ~23,000 Undergrad / ~8,000 Graduate
- ~2,400 Full-time faculty
- ~8,500 Course sections per semester
- Made up of 18 colleges and a Graduate School

Teacher Course Evaluation (TCE) @ the University of Kentucky

- Started with eXplorance Blue 2013
- Centralized Common Question set for over 30 years. 35 core questions, revised to only 15 by the Faculty Senate in 2016.
- Until Summer 2015, the majority was done on paper
- Fall of 2015, 14 of the 17 colleges and the Graduate School moved to online using Blue for most of their TCEs.
- 2017 – 2018 Academic year - 228756 invitations sent out in Fall and Spring
- Fall 2017 – 2016 of the 18 colleges and the Graduate School used Blue.

My experience with Blue

- I have been in charge since November 2014
- I've known what I am doing since October 2015
 - Basic Training at a Regional Training - October 2015
 - Expert Training at eXplorance HQ – February 2016

LMS at the University of Kentucky

- UK was one of the early adopters of Blackboard
- 6-month process to decide on LMS started Spring 2014
- Faculty decided to switch to Canvas Fall 2014
- We had been piloting Canvas for 2 years (since 2012).
- June 2015: signed contract, made the announcement
- August 2015: Canvas turned on for all courses that wanted to be early adopters
- June 2016: faculty were no longer allowed to use Blackboard

Blue - LMS Integration at the University of Kentucky

- Blackboard - Blue Integration using LTI - 2014
- Canvas - Blue Integration using LTI - September 2015
- New Integration with Canvas started testing (Beta Program) - November 2016
- Implementation in Production May 2017

Blue Integration with the LMS

The Old Way:

LTI and a menu item

The New Way:

Integration using APIs,
BlueConnector, and BPI
(Pathways)

Here's what the OLD way
looked like.

LTI Link in Course Navigation Menu

The screenshot shows a web browser window with the URL <https://uk.test.instructure.com/courses/1924408>. The browser's address bar includes navigation buttons, a search box, and a list of bookmarks. The page content is a course navigation menu for 'blue201-201' with the 'Assignments' tab selected. The left sidebar contains navigation links: Home, Announcements, Assignments, Discussions, Grades, People, Pages, Syllabus, Conferences, Chat, Collaborations, and TCE Tool. The main content area displays a search bar for assignments and two sections: 'Overdue Assignments' and 'Past Assignments'. The 'Overdue Assignments' section contains a 'Video Assignment' due Feb 8 at 11:59pm for -/100 pts. The 'Past Assignments' section contains an 'Echo Test' due Feb 8 at 11:59pm for -/100 pts. The right sidebar features a 'View Course Stream' button, a 'To Do' section with a 'Turn in Video Assignment' task (100 points, due Feb 8 at 11:59pm), a 'See my grades so far' button, an 'Upcoming Assignments' section (Nothing for now), and a 'Recent Feedback' section (Nothing for now).


Let's look at the options
available in the new
integration with Canvas.

Dashboard Page with single course popup

The screenshot shows a web browser window displaying the Canvas LMS dashboard. The browser's address bar shows the URL <https://uk.test.instructure.com>. The dashboard header includes the Canvas logo and the user's name, Brett. A left-hand navigation sidebar contains icons for Account, Dashboard, Courses, Groups, Calendar, Inbox (with 13 items), and Help. The main dashboard area features a grid of course cards. A central popup window is overlaid on the dashboard, titled "experience" with a placeholder "[Your logo goes here]". The popup contains the text "Please provide feedback for the following courses:" followed by a table listing "Blue Test Course 101" with a due date of "Due 13 Feb, 2018". Below the table is a checkbox labeled "Don't show this prompt again (activate by typing here)" and a blue button labeled "Remind me Later". The background dashboard shows course cards for "Echo360 Link test ECHO360-L-Test", "ALPO...", "Blue Test Course 101 blue101-001", "Blue Test Course 201 blue201-201", and "Blue Test Course 301 blue301-001". On the right side, there are sections for "To Do" and "Coming Up", each listing assignments with details like "Turn in Video Assignment" and due dates.

Dashboard Page with multiple courses popup

The screenshot shows a web browser window with the URL <https://uk.test.instructure.com>. The page is a Canvas LMS dashboard. On the left is a dark sidebar with navigation icons for Account, Dashboard, Courses, Groups, Calendar, Inbox, and Help. The main content area is titled "Dashboard" and features a grid of course cards. A white popup window is centered on the screen, containing the following text:


[Your logo goes here]

Please provide feedback for the following courses:


Blue Test Course 501	Due 19 Feb.2018
Blue Test Course 201	Due 19 Feb.2018
Blue Test Course 401	Due 19 Feb.2018
Blue Test Course 701	Due 19 Feb.2018
Blue Test Course 601	Due 19 Feb.2018
Blue Test Course 101	Due 19 Feb.2018
Blue Test Course 301	Due 19 Feb.2018

Don't show this prompt again (activate by typing here)

[Remind me Later](#)

The background dashboard shows course cards for "ALP-Play-BKMCD02 Bretts Playgr...", "ALP-P-BKMCD02", and "Blue Test Course 101" (blue101-001). On the right, there are sections for "To Do" and "Coming Up" with task lists.

Pop up Multiple Courses



[Your logo goes here]

Please provide feedback for the following courses:

Blue Test Course 501	Due 19 Feb,2018
Blue Test Course 201	Due 19 Feb,2018
Blue Test Course 401	Due 19 Feb,2018
Blue Test Course 701	Due 19 Feb,2018
Blue Test Course 601	Due 19 Feb,2018
Blue Test Course 101	Due 19 Feb,2018
Blue Test Course 301	Due 19 Feb,2018

Don't show this prompt again (activate by typing here)

Remind me Later

Dashboard Page

The screenshot shows a web browser window with the URL <https://uk.test.instructure.com>. The page title is "Dashboard". On the left is a dark blue sidebar with navigation icons for Account, Dashboard, Courses, Groups, Calendar, Inbox (13), and Help. The main content area is a grid of course cards. Each card has a colored header, course name, ID, and description, along with icons for announcements, documents, and comments. Some cards have a blue notification bubble with the number '1'. The right sidebar contains a "Coming Up" section with a calendar icon and a "View Calendar" link, listing upcoming assignments with their IDs, names, and due dates. Below that is a "Recent Feedback" section with a checkmark icon, listing completed assignments with their IDs, names, and scores.

Course Cards:

- Blue Test Course 101** (blue101-001): Testing & Development
- Blue Test Course 201** (blue201-201): Testing & Development
- Blue Test Course 301** (blue301-001): Testing & Development
- Blue Test Course 401** (blue401-210): Testing & Development
- Blue Test Course 501** (blue501-007): Testing & Development
- Blue Test Course 601** (blue601-002): Testing & Development

Coming Up:

- 18 Spring (2017-2018) - TCE Project V6 (blue101-001) Feb 13 at 11:59pm
- 18 Spring (2017-2018) - TCE Project V6 (blue701-003) Feb 19 at 11:59pm
- Chapter 8: Concept Check 8.1 (MKT300) 0.5 points • Feb 20 at 9am

Recent Feedback:















- ✓ ECHO Ch 5 (MKT300) 0 out of 6
- ✓ ECHO Ch 4 (MKT300) 0 out of 6

Dashboard with ToDo Items

The screenshot shows a web browser window with the URL <https://uk.test.instructure.com>. The page title is "Dashboard". On the left is a dark blue sidebar with navigation icons for Account, Dashboard, Courses, Groups, Calendar, Inbox, and Help. The main content area features a grid of course cards. Each card has a colored header and contains course details and a notification icon. A "To Do" list is positioned on the right side of the dashboard.

Course ID	Course Name	Term	Points	Due Date
ALP-P-BKMCD02	ALP-Play-BKMCD02 Bretts Playgr...	Fall 2017	5 points	Feb 19 at 11:59pm
ALP201-001	ALP201-001 Test course for ALP T...	Fall 2017	5 points	Feb 19 at 11:59pm
ALP001-2018010-001	ALP001-2018010-001	Fall 2017	5 points	Feb 19 at 11:59pm
blue101-001	Blue Test Course 101	Testing & Development	5 points	Feb 19 at 11:59pm
blue201-201	Blue Test Course 201	Testing & Development	5 points	Feb 19 at 11:59pm
blue301-001	Blue Test Course 301	Testing & Development	5 points	Feb 19 at 11:59pm
blue401-210	Blue Test Course 401	Testing & Development	5 points	Feb 19 at 11:59pm
blue501-007	Blue Test Course 501	Testing & Development	5 points	Feb 19 at 11:59pm
blue601-002	Blue Test Course 601	Testing & Development	5 points	Feb 19 at 11:59pm
blue701-003	Blue Test Course 701	Testing & Development	5 points	Feb 19 at 11:59pm
blue101-001	Complete 18 Spring (2017-2018) - TCE Project V6	2017-2018	5 points	Feb 19 at 11:59pm
blue501-007	Complete 18 Spring (2017-2018) - TCE Project V6	2017-2018	5 points	Feb 19 at 11:59pm
blue201-201	Complete 18 Spring (2017-2018) - TCE Project V6	2017-2018	5 points	Feb 19 at 11:59pm
blue301-001	Complete 18 Spring (2017-2018) - TCE Project V6	2017-2018	5 points	Feb 19 at 11:59pm
blue401-210	Complete 18 Spring (2017-2018) - TCE Project V6	2017-2018	5 points	Feb 19 at 11:59pm
blue601-002	Complete 18 Spring (2017-2018) - TCE Project V6	2017-2018	5 points	Feb 19 at 11:59pm
blue701-003	Complete 18 Spring (2017-2018) - TCE Project V6	2017-2018	5 points	Feb 19 at 11:59pm

To Do

-  Complete 18 Spring (2017-2018) - TCE Project V6 
blue101-001
5 points • Feb 19 at 11:59pm
-  Complete 18 Spring (2017-2018) - TCE Project V6 
blue501-007
5 points • Feb 19 at 11:59pm
-  Complete 18 Spring (2017-2018) - TCE Project V6 
blue201-201
5 points • Feb 19 at 11:59pm
-  Complete 18 Spring (2017-2018) - TCE Project V6 
blue301-001
5 points • Feb 19 at 11:59pm
-  Complete 18 Spring (2017-2018) - TCE Project V6 
blue401-210
5 points • Feb 19 at 11:59pm
-  Complete 18 Spring (2017-2018) - TCE Project V6 
blue601-002
5 points • Feb 19 at 11:59pm
-  Complete 18 Spring (2017-2018) - TCE Project V6 
blue701-003
5 points • Feb 19 at 11:59pm

ToDo Items for Multiple Courses

Dashboard with Coming Up Items

The screenshot shows a web browser window with the URL <https://uk.test.instructure.com>. The page title is "Dashboard". On the left is a dark blue sidebar with navigation icons for Account, Dashboard, Courses, Groups, Calendar, Inbox, and Help. The main content area is titled "Dashboard" and contains four course cards. Three cards are in a top row: "Blue Test Course 401" (blue401-210), "Blue Test Course 501" (blue501-007), and "Blue Test Course 601" (blue601-002). A fourth card, "Blue Test Course 701" (blue701-003), is in a second row. Each card displays the course name, ID, and "Testing & Development" status, along with icons for announcements, documents, and messages. A "Coming Up" section on the right lists seven upcoming items, all for "18 Spring (2017-2018) - TCE Project V6", with details on points and due times. A "Recent Feedback" section at the bottom right shows "Nothing for now".

Dashboard

Blue Test Course 401
blue401-210
Testing & Development

Blue Test Course 501
blue501-007
Testing & Development

Blue Test Course 601
blue601-002
Testing & Development

Blue Test Course 701
blue701-003
Testing & Development

Coming Up [View Calendar](#)

- 18 Spring (2017-2018) - TCE Project V6
blue701-003
5 points • Feb 19 at 11:59pm
- 18 Spring (2017-2018) - TCE Project V6
blue201-201
5 points • Feb 19 at 11:59pm
- 18 Spring (2017-2018) - TCE Project V6
blue601-002
5 points • Feb 19 at 11:59pm
- 18 Spring (2017-2018) - TCE Project V6
blue501-007
5 points • Feb 19 at 11:59pm
- 18 Spring (2017-2018) - TCE Project V6
blue101-001
5 points • Feb 19 at 11:59pm
- 18 Spring (2017-2018) - TCE Project V6
blue401-210
5 points • Feb 19 at 11:59pm
- 18 Spring (2017-2018) - TCE Project V6
blue301-001
5 points • Feb 19 at 11:59pm

Recent Feedback
Nothing for now

Coming Up

 [View Calendar](#)

-  18 Spring (2017-2018) - TCE
Project V6
blue701-003
5 points • Feb 19 at 11:59pm
-  18 Spring (2017-2018) - TCE
Project V6
blue201-201
5 points • Feb 19 at 11:59pm
-  18 Spring (2017-2018) - TCE
Project V6
blue601-002
5 points • Feb 19 at 11:59pm
-  18 Spring (2017-2018) - TCE
Project V6
blue501-007
5 points • Feb 19 at 11:59pm
-  18 Spring (2017-2018) - TCE
Project V6
blue101-001
5 points • Feb 19 at 11:59pm
-  18 Spring (2017-2018) - TCE
Project V6
blue401-210
5 points • Feb 19 at 11:59pm
-  18 Spring (2017-2018) - TCE
Project V6
blue301-001
5 points • Feb 19 at 11:59pm

Coming Up items for Multiple Courses

Calendar page

The screenshot shows a web browser window with the URL https://uk.test.instructure.com/calendar#view_name=month&view_start=2018-02-16. The browser's address bar shows "Secure" and "Imported From Firefox".

The calendar interface features a navigation bar at the top with the following elements:

- Today
- Navigation arrows (left and right)
- February 2018
- View toggles: Week, Month (selected), Agenda, Scheduler
- A plus sign (+) for additional options

The main calendar grid displays the following events:

SUN	MON	TUE	WED	THU	FRI	SAT
4	5	6	7	8 Echo Test Echo Test Echo Test Echo Test Echo Test Video Assignmer Video Assignmer Video Assignmer Video Assignmer Video Assignmer Video Assignmer	9	10
11	12	13	14	15	16	17
18	19 18 Spring (2017-) 18 Spring (2017-) 18 Spring (2017-) 18 Spring (2017-) 18 Spring (2017-) 18 Spring (2017-)	20	21	22	23	24
25	26	27	28	1	2	3

The right sidebar contains the following sections:

- February 2018 (Month view)
- CALENDARS
 - Brett McDaniel02
 - ALP-Play-BKMCD02 Bretts Playground
 - ALP001-2018010-001
 - ALP201-001 Test course for ALP Testing
 - Blue Test Course 101
 - Blue Test Course 201
 - Blue Test Course 301
 - Blue Test Course 401
 - Blue Test Course 501
 - Blue Test Course 601
- UNDATED
 - Calendar Feed

Canvas Home page

The screenshot shows a web browser window displaying the Canvas LMS interface. The browser's address bar shows the URL <https://uk.test.instructure.com/courses/1924407>. The page title is "blue101-001 > Assignments".

Left Sidebar (Navigation):

- UK Logo
- Account
- Dashboard
- Courses
- Groups
- Calendar
- Inbox (13)
- Help

Course Navigation (Left):

- Home (Selected)
- Announcements
- Assignments
- Discussions
- Grades
- People
- Pages
- Syllabus
- Conferences
- Chat
- Collaborations
- TCE Tool

Search and Filter:

- Search for Assignment
- SHOW BY DATE (Selected)
- SHOW BY TYPE

Assignments List:

- Overdue Assignments**
 - Video Assignment**
Due Feb 8 at 11:59pm | -/100 pts
- Upcoming Assignments**
 - 18 Spring (2017-2018) - TCE Project V6**
Due Feb 13 at 11:59pm
- Past Assignments**
 - Echo Test**
Due Feb 8 at 11:59pm | -/100 pts

Right Sidebar (To Do and Upcoming):

- To Do**
 - Turn in Video Assignment (100 points • Feb 8 at 11:59pm)
 - Complete 18 Spring (2017-2018) - TCE Project V6 (Feb 13 at 11:59pm)
 - See my grades so far
- Upcoming Assignments** (View Calendar)
 - 18 Spring (2017-2018) - TCE Project V6 (blue101-001, Feb 13 at 11:59pm)
- Recent Feedback**
Nothing for now

Announcement Page

The screenshot shows a web browser window with the following elements:

- Browser Tab:** "Announcements: Blue Test Co x"
- Address Bar:** "Secure | https://uk.test.instructure.com/courses/1924407/announcements"
- Page Header:** "blue101-001 > Announcements"
- Left Sidebar (Navigation):**
 - UK Logo
 - Account
 - Dashboard
 - Courses
 - Groups
 - Calendar
 - Inbox (13)
 - Help
- Main Content Area:**
 - Search bar: "Search title, body, or author"
 - Unread button
 - Feed items:
 - Requesting your feedback for Blue Test Course 101**
UK TCE Team
You have been selected to provide feedback for Blue Test Course 101. Please complete the questionnaire at your earliest convenience. Than...
9:50am
 - Video Announcement**
Buddy Hall
Feb 1, 2018

Announcement Viewed

The screenshot shows a web browser window with the following details:

- Browser Tab:** Topic: Requesting your feedback
- Address Bar:** Secure | https://uk.test.instructure.com/courses/1924407/discussion_topics/12023883
- Navigation:** Apps, New Tab, Imported From Firefox
- Course Path:** blue101-001 > Announcements > Requesting your feedback for Blue Test Course 101
- Left Sidebar (Navigation Menu):**
 - UK Logo
 - Account
 - Dashboard
 - Courses
 - Groups
 - Calendar
 - Inbox (13)
 - Help
- Main Content Area:**
 - Testing & Development
 - Home
 - Announcements** (highlighted)
 - Assignments
 - Discussions
 - Grades
 - People
 - Pages
 - Syllabus
 - Conferences
 - Chat
 - Collaborations
 - TCE Tool
- Announcement Content:**
 - Author: UK TCE Team
 - Text: "You have been selected to provide feedback for Blue Test Course 101. Please complete the [questionnaire](#) at your earliest convenience. Thank you for your assistance. Your feedback matters."
 - Search: Search entries or author
 - Buttons: Unread, Up Arrow, Down Arrow
 - Reply: Reply

Assignments Page

Assignments: Blue Test Course x Brett

Secure | https://uk.test.instructure.com/courses/1924407/assignments

Apps | New Tab | Imported From Firefox

blue101-001 > Assignments

Testing & Development

Search for Assignment

SHOW BY DATE SHOW BY TYPE

Home

Announcements

Assignments

Discussions

Grades

People

Pages

Syllabus

Conferences

Chat

Collaborations

TCE Tool

▼ Overdue Assignments

- Video Assignment**
Due Feb 8 at 11:59pm | -/100 pts

▼ Upcoming Assignments

- 18 Spring (2017-2018) - TCE Project V6**
Due Feb 13 at 11:59pm

▼ Past Assignments

- Echo Test**
Due Feb 8 at 11:59pm | -/100 pts

Assignment viewed by student

The screenshot shows a web browser window with the URL <https://uk.test.instructure.com/courses/1924407/assignments/10031847>. The page title is "18 Spring (2017-2018) - TCE Project V6". The browser's address bar shows "Secure" and "Imported From Firefox".

The page layout includes a dark blue sidebar on the left with the UK logo and navigation links: Account, Admin, Dashboard, Courses, Calendar, Inbox (with a notification badge), and Help. The main content area has a breadcrumb trail: "blue101-001 > Assignments > 18 Spring (2017-2018) - TCE Project V6".

Below the breadcrumb, there is a "Testing & Development" section with a light blue banner that reads: "This assignment does not count toward the final grade." The assignment title "18 Spring (2017-2018) - TCE Project V6" is displayed in large text, followed by "Published" and "Edit" buttons. A text box contains the instruction: "Provide [feedback](#) for Blue Test Course 101".

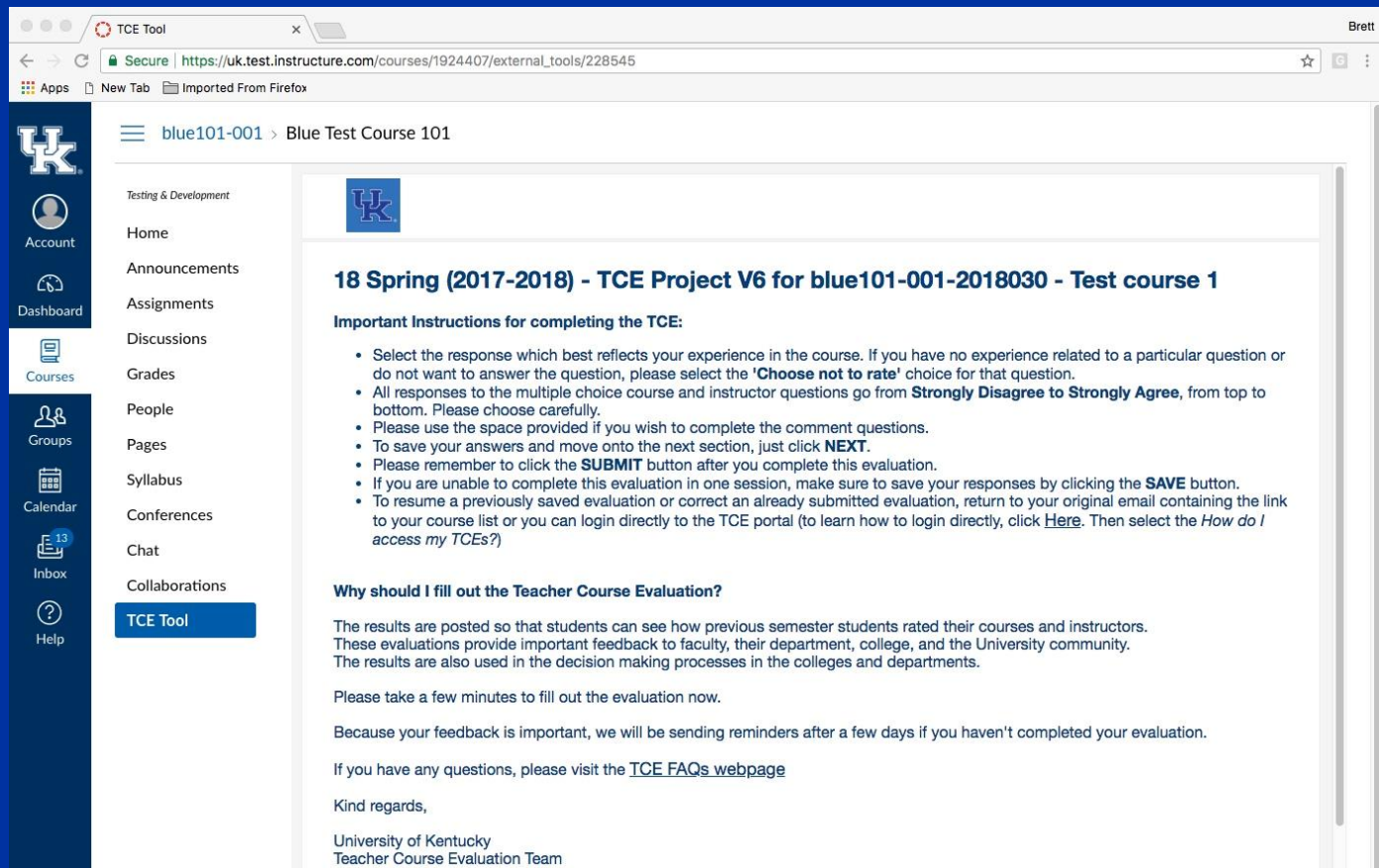
On the right side, there is a "Related Items" section with a "SpeedGrader™" link. Below the main content, there is a table with the following data:

Points	Submitting
None	Nothing

Due	For	Available from	Until
Feb 13	6 students	-	-

At the bottom of the page, there is a "+ Rubric" button. The user's name "Brett" is visible in the top right corner of the browser window.

Form to be filled out by student



The screenshot shows a web browser window with the URL https://uk.test.instructure.com/courses/1924407/external_tools/228545. The page is titled "blue101-001 > Blue Test Course 101". The left sidebar contains navigation options: UK logo, Account, Dashboard, Courses, Groups, Calendar, Inbox (13), and Help. The main content area features a UK logo and the title "18 Spring (2017-2018) - TCE Project V6 for blue101-001-2018030 - Test course 1". Below the title is a section titled "Important Instructions for completing the TCE:" followed by a bulleted list of instructions. The instructions include: selecting the best response, choosing "Choose not to rate" for multiple choice questions, using provided space for comments, clicking "NEXT" to save answers, clicking "SUBMIT" to complete the evaluation, saving responses by clicking "SAVE", and resuming a previously saved evaluation or logging in directly to the TCE portal. A section titled "Why should I fill out the Teacher Course Evaluation?" explains that results are posted for feedback and used in decision-making processes. It asks students to take a few minutes to fill out the evaluation now and notes that reminders will be sent if the evaluation is not completed. A link to "TCE FAQs webpage" is provided. The page concludes with "Kind regards," and the "University of Kentucky Teacher Course Evaluation Team" signature.

Testing & Development

Home

Announcements

Assignments

Discussions

Grades

People

Pages

Syllabus

Conferences

Chat

Collaborations

TCE Tool

18 Spring (2017-2018) - TCE Project V6 for blue101-001-2018030 - Test course 1

Important Instructions for completing the TCE:

- Select the response which best reflects your experience in the course. If you have no experience related to a particular question or do not want to answer the question, please select the '**Choose not to rate**' choice for that question.
- All responses to the multiple choice course and instructor questions go from **Strongly Disagree to Strongly Agree**, from top to bottom. Please choose carefully.
- Please use the space provided if you wish to complete the comment questions.
- To save your answers and move onto the next section, just click **NEXT**.
- Please remember to click the **SUBMIT** button after you complete this evaluation.
- If you are unable to complete this evaluation in one session, make sure to save your responses by clicking the **SAVE** button.
- To resume a previously saved evaluation or correct an already submitted evaluation, return to your original email containing the link to your course list or you can login directly to the TCE portal (to learn how to login directly, click [Here](#). Then select the *How do I access my TCEs?*)

Why should I fill out the Teacher Course Evaluation?

The results are posted so that students can see how previous semester students rated their courses and instructors. These evaluations provide important feedback to faculty, their department, college, and the University community. The results are also used in the decision making processes in the colleges and departments.

Please take a few minutes to fill out the evaluation now.

Because your feedback is important, we will be sending reminders after a few days if you haven't completed your evaluation.

If you have any questions, please visit the [TCE FAQs webpage](#)

Kind regards,

University of Kentucky
Teacher Course Evaluation Team

FFO Task expired

TCE Tool

Secure | https://uk.test.instructure.com/courses/1924409/external_tools/228545

Apps | New Tab | Imported From Firefox

blue301-001 > Blue Test Course 301

UK

Testing & Development

Home

Announcements

Assignments

Discussions

Grades

People

Pages

Syllabus

Conferences

Chat

Collaborations

TCE Tool

This form has expired.

Powered by blue

Mobile Version | Standard Version

Look at Grades without
awarding points for filling out
evaluation

Student Grades Screen after filling out form no grade option selected

Grades for Susanna McDaniel: x

Secure | <https://uk.test.instructure.com/courses/1924407/grades>

Apps | New Tab | Imported From Firefox

UK

Account

Dashboard

Courses

Groups

Calendar

Inbox

Help

blue101-001 > Grades > Susanna McDaniel

Testing & Development

Grades for Susanna McDaniel

Print

Total: N/A

Show All Details

Course assignments are not weighted.

Calculate based only on graded assignments

You can view your grades based on What-If scores so that you know how grades will be affected by upcoming or resubmitted assignments. You can test scores for an assignment that already includes a score, or an assignment that has yet to be graded.

Course: Blue Test Course 101

Arrange By: Due Date

Apply

Name	Due	Score	Out of
Echo Test	Feb 8 by 11:59pm	-	100
Video Assignment	Feb 8 by 11:59pm	-	100
Assignments		N/A	0.00 / 0.00
Total		N/A	0.00 / 0.00

Look at Grades with
awarding 5 points for
filling out evaluation

Student Grades Screen after filling out form grade option selected with 5 points awarded

Grades for Susanna McDaniel

Course: Blue Test Course 501 | Arrange By: Due Date | Apply

Name	Due	Score	Out of
Echo Test	Feb 8 by 11:59pm	-	100
Video Assignment	Feb 8 by 11:59pm	-	100
18 Spring (2017-2018) - TCE Project V6	Feb 16 by 11:59pm	-	5 ⓘ
Assignments		N/A	0.00 / 0.00
Total		N/A	0.00 / 0.00

Total: N/A

Show All Details

Course assignments are not weighted.

Calculate based only on graded assignments

You can view your grades based on What-If scores so that you know how grades will be affected by upcoming or resubmitted assignments. You can test scores for an assignment that already includes a score, or an assignment that has yet to be graded.

Look at blocking options:

Course Block

Course block screen

Blue Test Course 101

Secure | <https://uk.test.instructure.com/courses/1924407>

Apps | New Tab | Imported From Firefox

UK

Account

Dashboard

Courses

Groups

Calendar

Inbox

Help

blue101-001 > Assignments

Testing & Development

Home

Announcements

Assignments

Discussions

Grades

People

Pages

Syllabus

Conferences

Chat

Collaborations

TCE Tool

explorance


[Your logo goes here]

Please provide feedback for the following:

18 Spring (2017-2018) - TCE Projec...	Due 19 Feb,2018
---------------------------------------	-----------------

Remind me Later

Course Block Message



[Your logo goes here]

Please provide feedback for the following:

18 Spring (2017-2018) - TCE Projec...	Due 19 Feb,2018
---------------------------------------	-----------------

Remind me Later

Look at blocking options:

Grade Block

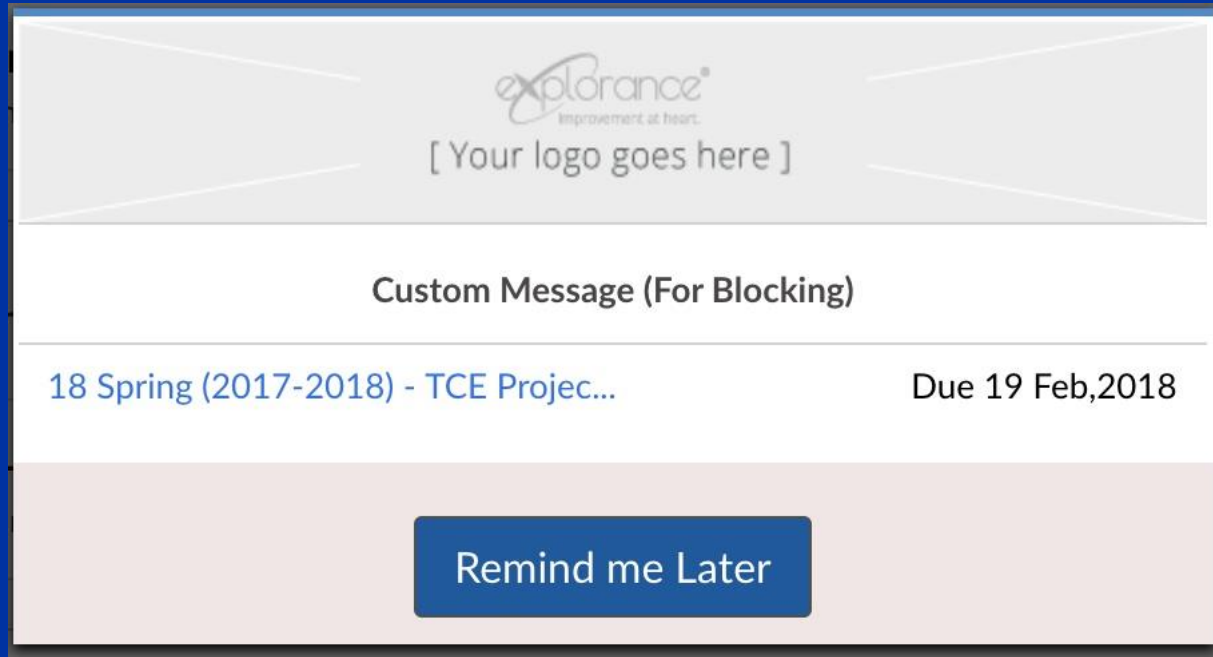
Grade block screen

The screenshot shows a Chrome browser window with the URL <https://uk.test.instructure.com/courses/1924407/assignments>. The page title is "blue101-001 > Assignments". The left sidebar contains navigation options: Account, Dashboard, Courses, Groups, Calendar, Inbox, and Help. The main content area is titled "Testing & Development" and includes a search bar, "SHOW BY DATE", and "SHOW BY TYPE" buttons. The assignments are categorized into "Overdue Assignments", "Upcoming Assignments", and "Past Assignments".

A modal dialog is displayed in the center of the screen. It features the "Explorance" logo at the top, followed by the text "[Your logo goes here]". Below this is the heading "Custom Message (For Blocking)" and the message "18 Spring (2017-2018) - TCE Projec...". The message is dated "Due 19 Feb, 2018". At the bottom of the dialog is a blue button labeled "Remind me Later".

Assignment Name	Due Date
Video Assignment	Due Feb 8 at 11:59pm
18 Spring (2017-2018) - TCE Projec...	Due 19 Feb, 2018
18 Spring (2017-2018) - TCE Projec...	Due Feb 19 at 11:59pm
Echo Test	Due Feb 8 at 11:59pm -/100 pts

Grade Block Message



The notification card features a light gray header with the 'explorance' logo and the tagline 'improvement at heart.' Below the logo is a placeholder text '[Your logo goes here]'. The main body is white and contains the text 'Custom Message (For Blocking)'. Below this, there is a horizontal line separating the message content from the footer. The footer area is light beige and contains a blue button with the text 'Remind me Later'. The message content area is split into two columns: the left column contains '18 Spring (2017-2018) - TCE Projec...' and the right column contains 'Due 19 Feb,2018'.

explorance[®]
improvement at heart.

[Your logo goes here]

Custom Message (For Blocking)

18 Spring (2017-2018) - TCE Projec... Due 19 Feb,2018

[Remind me Later](#)

What the University of Kentucky is not using

- Grade points awarded
- Blocking of either kind

How has the new integration helped?

Summer response rate went up from
25% in 2016 to 56% in 2017

Questions????

My contact info:

Brett K. McDaniel, M.Ed

Manager, Academic Technical Support Services

University of Kentucky

brett.mcdaniel@uky.edu