




Bluenotes **MENA** 2018  
CONFERENCE

# Tools for Instructors – Native LMS Integration and the Instructor Feedback Dashboard

- *Presented by : Georges Geha*





# Agenda

- Native LMS Integration
- Instructor Feedback Dashboard



Bluenotes **MENA** 2018  
CONFERENCE

# Native LMS Integration



# Why Native LMS Integration?



To increase:

1. Awareness
2. Engagement
3. Response rates



# Traditional Access Points to Course Evaluations...

- 1 Via email communication
- 2 FO Task block

The screenshot displays the 'Form Fill Out' section of the Bluenotes system. The interface is divided into three main columns. The left column contains a sidebar with navigation links: Home, My Survey Evaluation, Course Evaluation, Feedback, Course Evaluation Management, My Report, Course Evaluation Results, 360 Evaluation Results, and Blue Evaluation Center. The middle column is titled 'Start Date' and includes fields for 'Start Date' (2017-07-19 00:00), 'End Date' (2017-09-30 23:59), '1st Reminder' (Not Set), and '2nd Reminder' (Not Set). It also has a 'Task Options' section with checkboxes for 'days from subject addition', 'days from start condition', and 'days from'. The right column is titled 'Invitation Email' and includes fields for 'Sender Name', 'Sender Email', 'Reply to', 'Cc', 'Bcc', and 'Subject'. Below these fields is a large text area for the 'Message'. There are 'Preview Email' buttons at the bottom of the 'Invitation Email' section. The bottom right corner of the interface shows a 'Participation' table with percentages: 75%, 63%, 66%, and 70%.

Participation
75%
63%
66%
70%



## Student Experience



# Native LMS Integration

### Awareness

- Login Prompt
- Assignments and announcements
- Calendar and To do's
- LTI direct access

### Engagement

- Grades for assignments
- Early release of grades
- Conditional course access



# Increase Engagement Increase Response Rate

A-ACTION  
C-CHANGES  
T-THINGS

1

- Use reminders

2

- Share course evaluations on LMS, SIS, other portals

3

- Awareness (Login prompt, Assignments ...)

4

- Incentives (Grade points, early access to grades, blocking access to course ...)



Bluenotes **MENA** 2018  
CONFERENCE

A picture is worth a thousand words !







Bluenotes **MENA** 2018  
CONFERENCE

# Native LMS Integration

## What's new?

## Instructor Experience



### Awareness

- Login prompt
- Calendar and to-do's

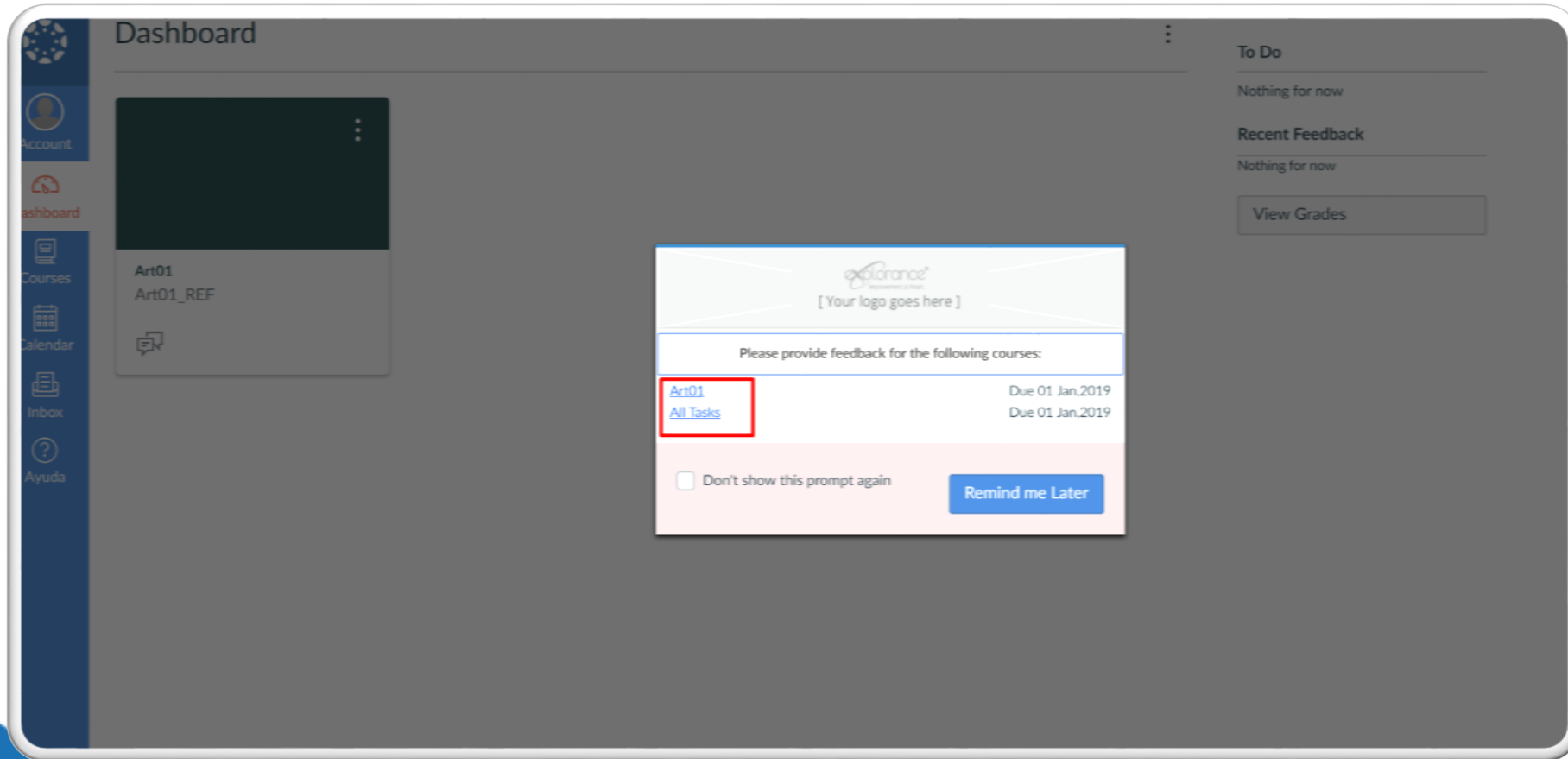
### Engagement

- Question personalization task
- Subject view management





# Login Prompt





## Blue Task Listing Embedded Directly into the LMS experience (via LTI Tool)

The screenshot displays a Learning Management System (LMS) interface for a course titled 'Art01\_REF > Art01'. The left sidebar contains navigation links: Home, Account, Dashboard, Courses, Calendar, Inbox, and a help icon. The main content area features a 'Powered by blue' badge and a red-bordered box highlighting the 'Tasks for this course' and 'All Tasks' links. Below this, the 'Current Evaluations' section lists two tests: 'Test QA-Explorance—2' and 'Test QA-Explorance', both for 'Course: Art01'. The first test is 'OPEN' and the second is 'IN PROGRESS', both due on 'Jan 01 2019 11:59:00 PM'. A red 'Course Evaluation LTI CERT' button is visible in the sidebar.

Current Evaluations			
Test QA-Explorance—2 Course: Art01	OPEN	Due Jan 01 2019 11:59:00 PM	
Test QA-Explorance Course: Art01	IN PROGRESS	Due Jan 01 2019 11:59:00 PM	



## Actual Blue Task Embedded Directly into the LMS experience

Art01\_REF > Art01

Home  
Announcements  
Assignments  
Discussions  
Grades  
People  
Pages  
Files  
Syllabus  
Outcomes  
Quizzes  
Modules  
Conferences  
Collaborations  
**Course Evaluation LTI CERT**  
Bluepulse 4.0.0

**explorance**  
Improvements at Heart

**Test QA-Explorance for Art01** Finalize

Status: Art01 Opted in Opt out  
• Agnes Au Opted in Opt out

Medium: Switch to Paper Online

Timing: Scheduled Switch to Manual

System chosen dates may fall outside this range.

Start Date: 2018-10-04 00:00 YYYY-MM-DD HH:mm

End Date: 2019-01-01 23:59

Apply Changes

**Response Rate**

	Responded	Invited	% Rate
Students	0	40	0.00%

Powered by **blue**  
**prms**  
**bluenotes group**



Bluenotes **MENA** 2018  
CONFERENCE

# Instructor Feedback Dashboard (IFD)





# Instructor



Page 2

Page 3

...

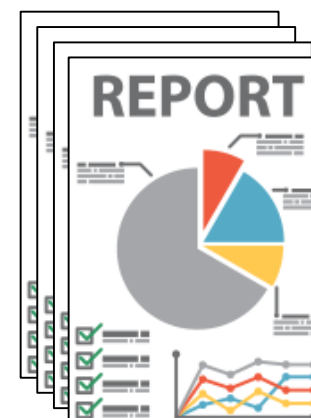
...



Term 1



Term 2

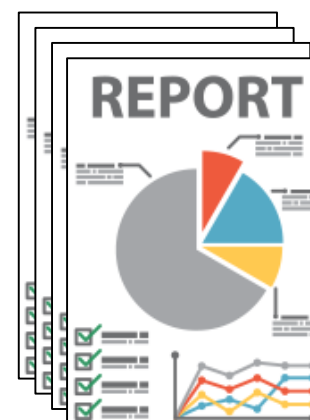


Term 3

Year 1



Term 4



Term 5



Term 6



**explorance.**

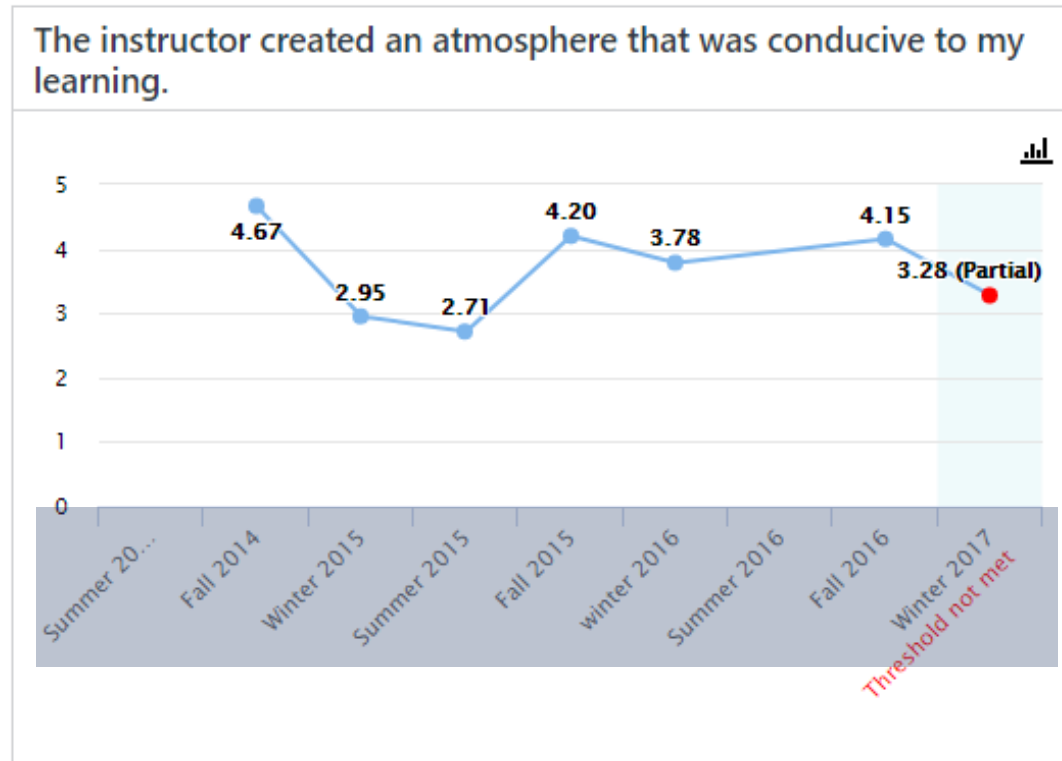
**bluenotes**  
group

# Help Instructors to interpret the data

I received a 3.7 on a question about my speech intonation in Math 101. I would like to know:

- ❖ Did I improve from the last time I taught this course?
- ❖ How is my communication overall for all my courses?
- ❖ How is my speech intonation for all courses in 1 term?
- ❖ Also, I have a theory as to why I got this result. How can I verify this theory?

# Did I improve since I last taught this course?







# How is my Classroom Experience overall for all my courses this term?

Fall 2016 - Courses			
Course	Examination Experience	Classroom Experience	Learning Experience
	4.13 / 5	3.89 / 5	3.95 / 5
<b>STATISTICS FOR IR/HR IRE1002H-F-LEC0101</b>			
18 Invitations   8 Responses   44.44% Response rate	4.81	4.43	4.4
<b>RESEARCH METHODS IRE2002H-F-LEC0101</b>			
31 Invitations   13 Responses   41.94% Response rate	3.48	3.36	3.33
<b>RESEARCH METHODS IRE2002H-F-LEC0102</b>			
14 Invitations   6 Responses   42.86% Response rate	4.58	4.33	4.6



# Diagnosis - I have a theory as to why I got this result...

Breakdown  
Filtering Result  
Comparison

## Filtering

Course Filters

Rater Filters

Course Code

☐ IRE1002H  
☐ IRE1362H  
☐ IRE2002H  
☐ IRE2002Y  
☒ IRE2004H  
☐ IRE3615H

Course Name

☐ LEC0101#DATA ANALYTICS

Course Filters

Rater Filters

FT/PT

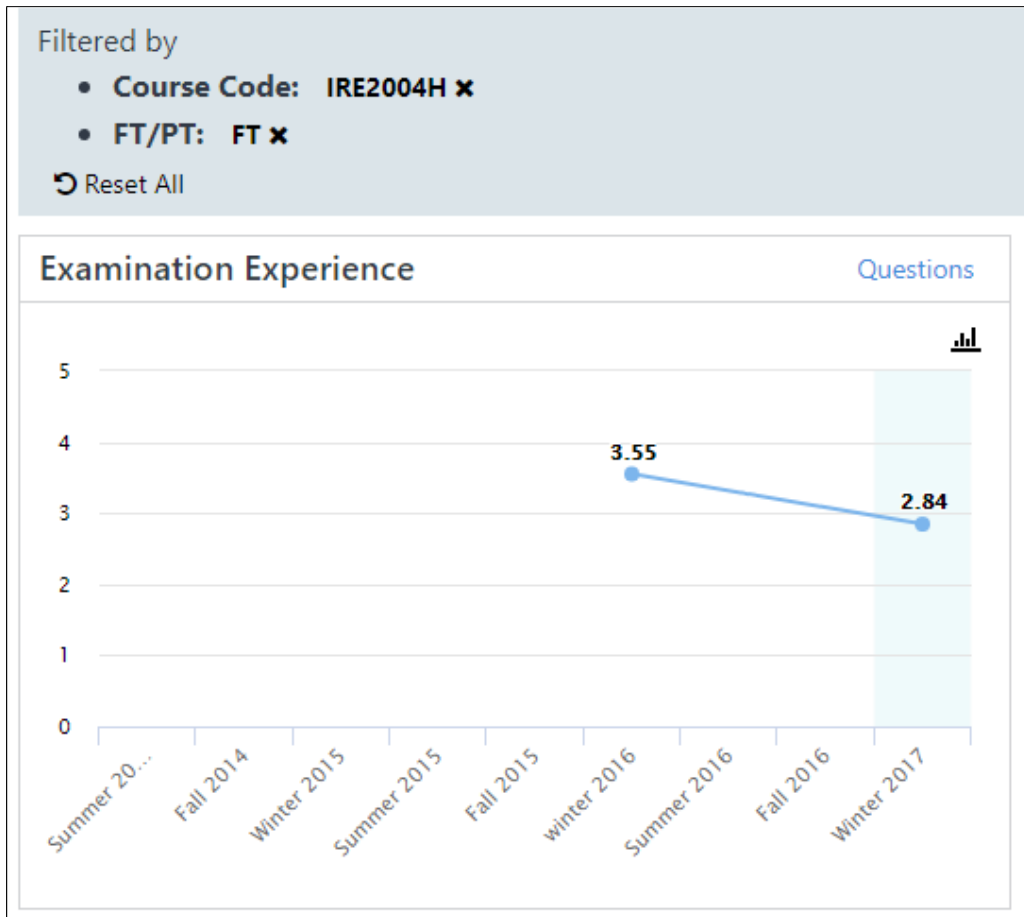
☐ N/A  
☒ FT  
☐ PT

Grad/UGrad

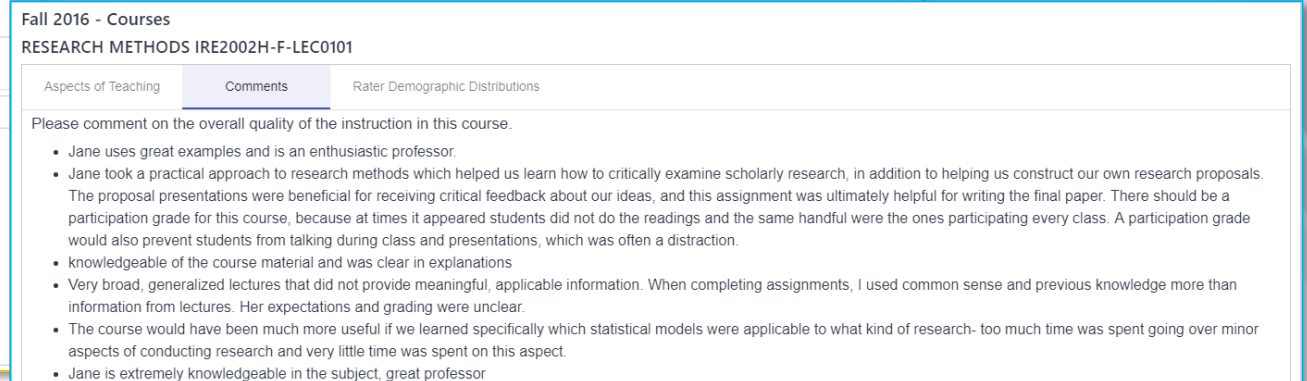
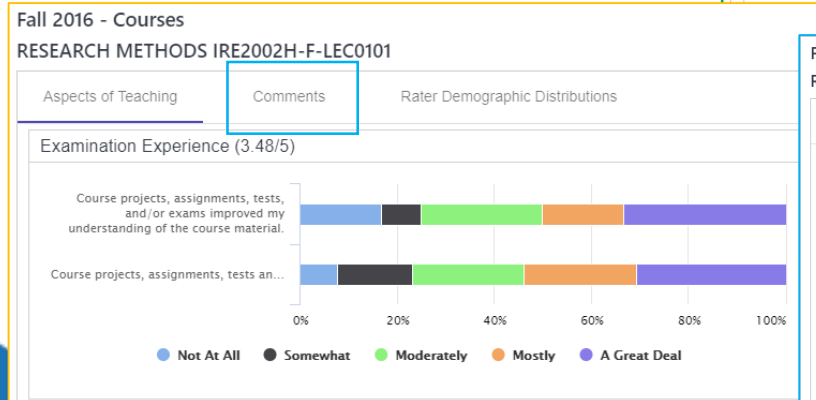
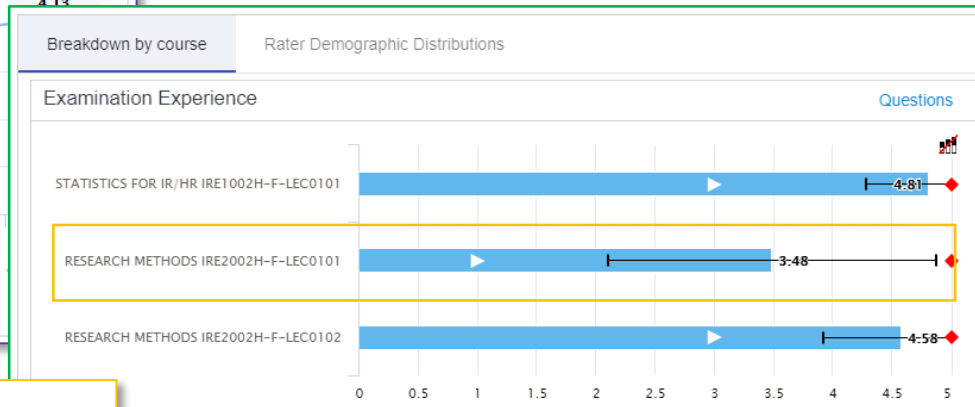
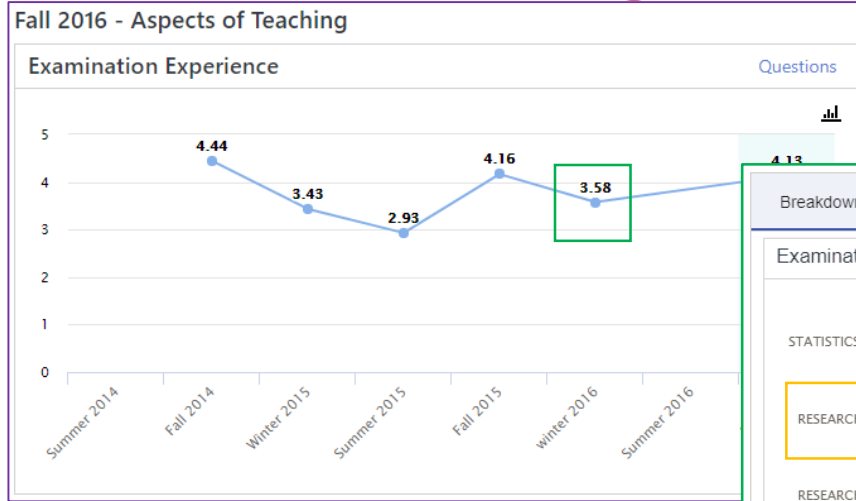
☐ N/A  
☐ G

Gender

☐ F  
☐ M

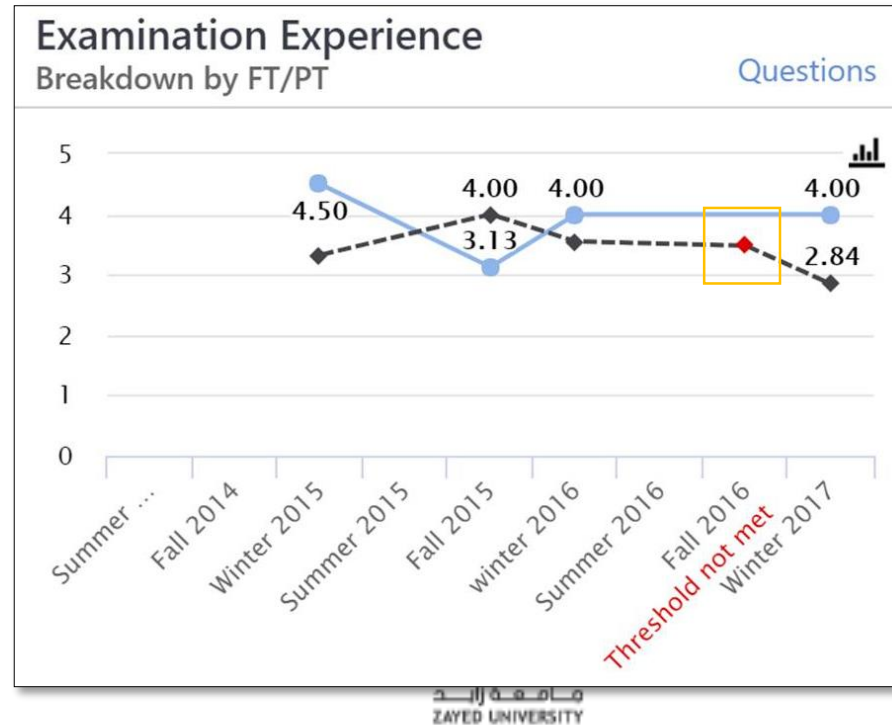


# Diagnosis - Drilldown



# Protecting student confidentiality

- Threshold on number of responses per course
- Threshold on number of responses per student demographic
- Safe deep-dive filtering



# Aspects of Teaching

- ☐ Q1. I found the course intellectually stimulating.
- ☐ Q2. The instructor created an atmosphere that was conducive to my learning.
- ☐ Q3. The course provided me with a deeper understanding of the subject matter.
- ☐ Q4. Course projects, assignments, tests, and/or exams improved my understanding of the course material.
- ☐ Q5. Course projects, assignments, tests and/or exams provided opportunity for me to demonstrate an understanding of the course material.

## ➤ Classroom experience

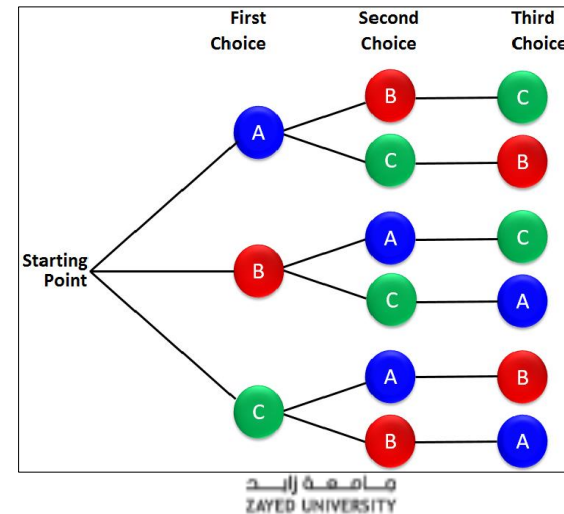
- ☐ Q1. I found the course intellectually stimulating.
- ☐ Q2. The instructor created an atmosphere that was conducive to my learning.
- ☐ Q3. The course provided me with a deeper understanding of the subject matter.

## ➤ Examination experience

- ☐ Q1. Course projects, assignments, tests, and/or exams improved my understanding of the course material.
- ☐ Q2. Course projects, assignments, tests and/or exams provided opportunity for me to demonstrate an understanding of the course material.

# Course Evaluation Administrator

- ❖ Administrator must accommodate demands for ad hoc analysis requests or backlogs them.
- ❖ Administrator must maintain multiple versions of the same report for different departments/units.
- ❖ Difficult or impossible the admin to keep up with these demand resulting in the data not being serviced fully and the potential insights not being delivered.



# What's coming in Instructor Feedback Dashboards

Cascaded questionnaire and Question Personalization support

Enhanced Analytic Data Export

Printing for portfolio

Normative comparison and more statistical support

Dynamic role access

Relational demographic data

Blue Text Analytics support

Enhanced project mapping process





# Thank you

Questions?