

Formative and Summative Blue: Past, Present, Future

Stephanie Klein, PhD
Office of Measurement Services
University of Minnesota

Bluenotes MENA User Conference, November 6-7, 2018



UNIVERSITY OF MINNESOTA
Driven to DiscoverSM

Agenda

- About UMN
- UMN Blue Implementation
 - Past
 - Present
 - Future
- Questions?



UNIVERSITY OF MINNESOTA
Driven to DiscoverSM

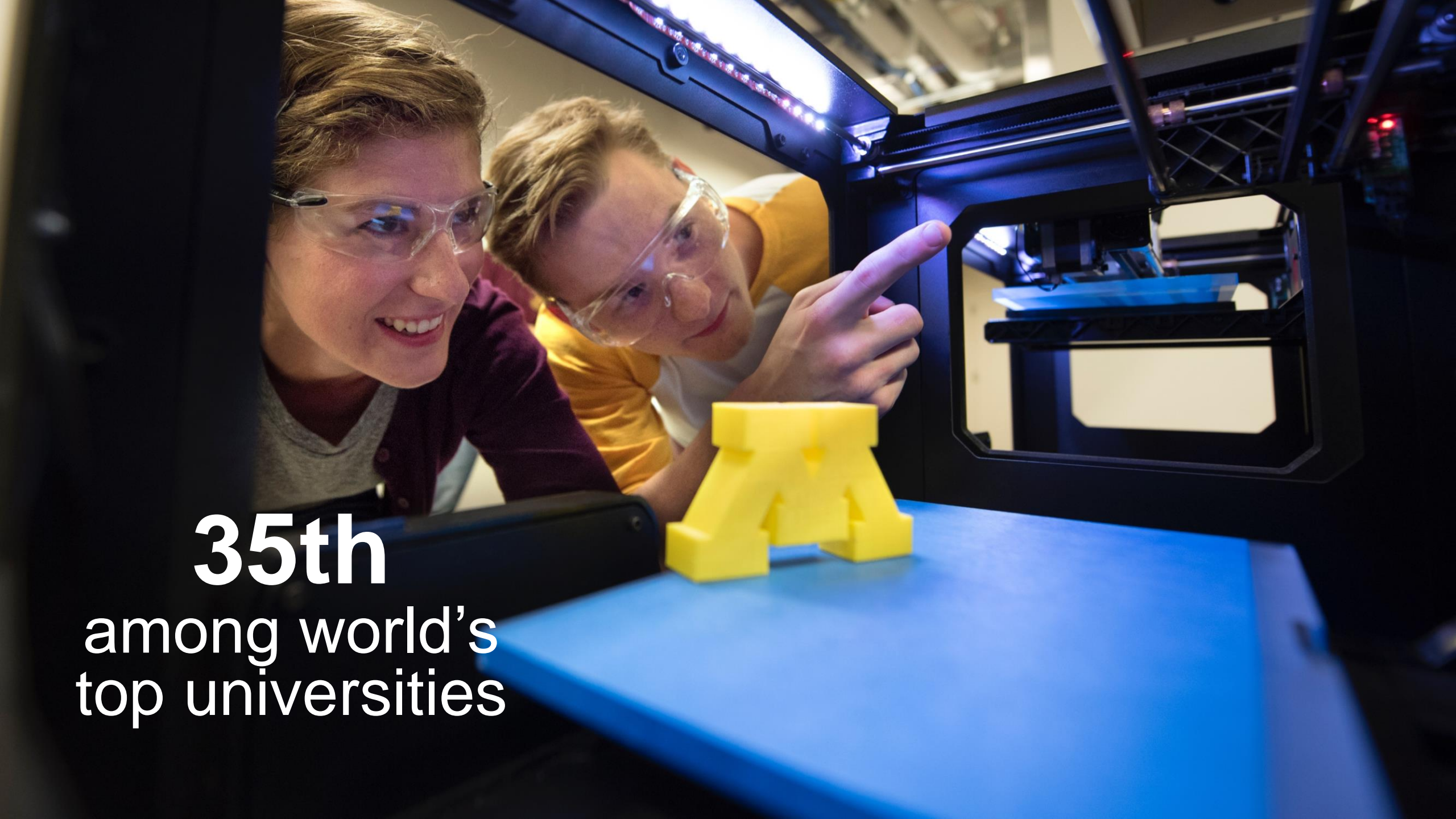
A red banner with a yellow border is attached to a green metal pole. The banner features the text 'UNIVERSITY OF MINNESOTA' in yellow serif font and 'Driven to Discover' in yellow script font. In the background, a large, multi-story brick building with a classical portico of white columns is visible under a clear blue sky. Some trees with autumn-colored leaves are in the foreground and around the building.

UNIVERSITY
OF MINNESOTA
Driven to Discover

Top 10 public
research
university

19

Fortune 500
companies



35th
among world's
top universities

More than
\$940 million
in annual research spending

Our University of Minnesota System



54,544

undergraduate students

13,143

graduate, extension, and professional students

26,000

employees, institutes and centers

7,400+

international students (130 nations)



UNIVERSITY OF MINNESOTA

Driven to DiscoverSM

Office of Measurement Services




Student Rating of Teaching



Exams



Minnesota Statewide Testing Program



Survey Services

oms



UNIVERSITY OF MINNESOTA
Driven to DiscoverSM

About UMN Blue

- Paper/online integration
 - Paper administration by default
 - Exception: Fully or primarily online course
- Centralized policy (mostly)
- Standard form revised 2015 w/ full Blue rollout
- Main focus so far - summative feedback
- Self-hosted to SaaS migration underway

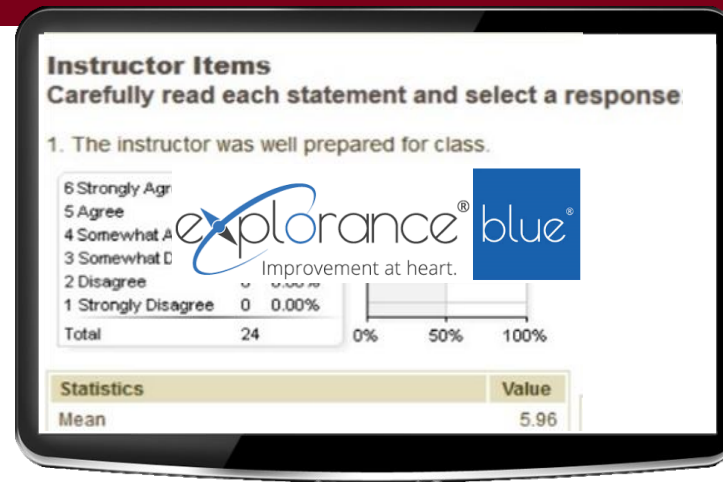
Looking forward to Blue 7.5!



UNIVERSITY OF MINNESOTA
Driven to DiscoverSM

Data

- Course -
- Instructor -
- Student -



Electronic

Email, LMS
(invite, remind,
final reminder)

Paper

During last
pre-finals
class meeting

SRT Administration



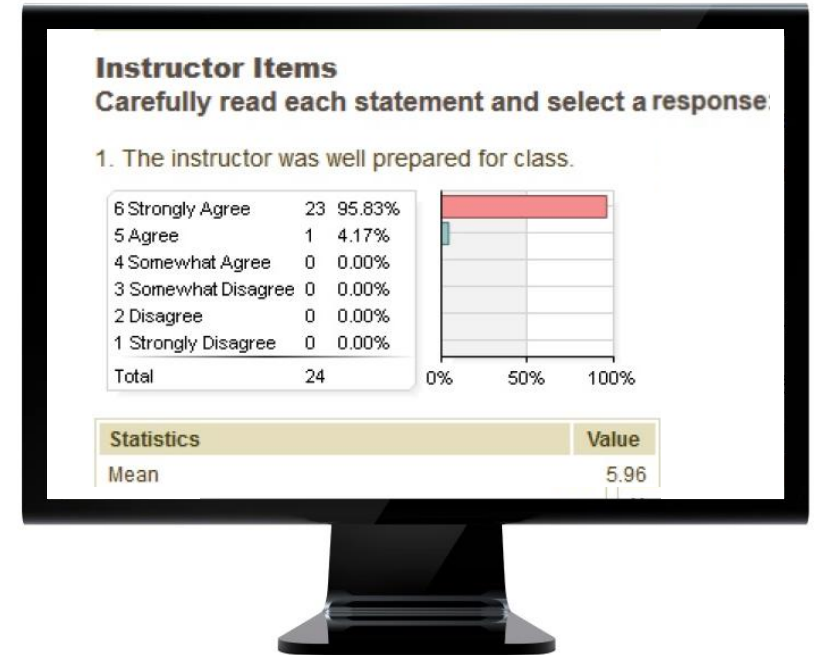
Quick Facts: Twin Cities Spring 18

Mode

- 72.2% paper, 27.8% online
- Recent increase in online (was ~20%)

Response rates

- 74.2% paper, 39.4% online
- Response rates generally higher for:
 - Classroom-based courses
 - Graduate/professional courses



Policy Statement

Evaluation of teaching provides information (1) to help improve teaching, (2) to be used for faculty tenure decisions and salary and promotion decisions based on merit, and (3) to assist students in course selection. The methods used are:

- Student **Rating** of Teaching
- Peer evaluations

2008: “evaluation” changed to “rating”
(response to concerns: students are not
trained evaluators)



Past

Evaluation of teaching provides insight to:

1. help improve teaching, **Formative**
2. use for merit-based tenure, salary and promotion decisions, **Summative**
3. assist students in course selection.

**Summative;
3 of 5 campuses**



UNIVERSITY OF MINNESOTA
Driven to DiscoverSM

Present

- Renewed partnership with policy owner
- Resource visibility
- Online response rates (phase 1)
- New items for online/blended courses (pilot)
- Informative faculty conversations
- Long-overdue update to SRT report intro



UNIVERSITY OF MINNESOTA
Driven to DiscoverSM

Future

- Increase formative uses of SRT results
- Reduce impact of inherent biases
- Online response rates (pt. 2); reduce paper
 - Explore priority grade access
 - Less processing, more partnering
- Explore departure from “rating” label
- Institutionalize buy-in: feedback matters



Questions?

UNIVERSITY
OF MINNESOTA
Driven to Discover



UNIVERSITY
OF MINNESOTA
Driven to Discover



UNIVERSITY
OF MINNESOTA
Driven to Discover



UNIVERSITY OF MINNESOTA
Driven to DiscoverSM

Thank you!



Stephanie Klein, PhD
Office of Measurement Services
University of Minnesota
Kleins@umn.edu



UNIVERSITY OF MINNESOTA
Driven to DiscoverSM