



Regional Benchmarking and Roundtable Discussion for Aspirational Peer Comparison and Self-Assessment

26th October 2022, 02:50 pm – 04:20 pm



Agenda

Poll

Why Benchmarking?

Benchmarking Indicators

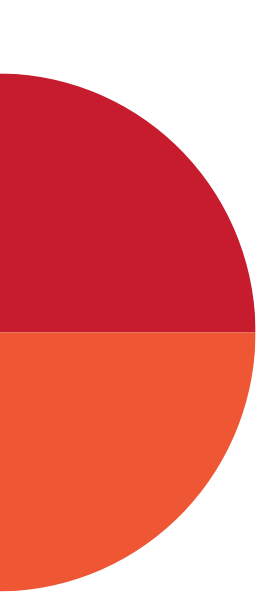
Data Collection and Reporting

Roundtable Discussions



Outcomes

Join the Exercise





Poll





Poll - 1:

How important is benchmarking for your institution?

- Very Important
- Moderately Important
- Not At All Important





Poll - 2:

My institution regularly engages with peer institutions for benchmarking:

- Agree
- Neutral
- Disagree





Poll - 3:

We struggle to get the data for benchmarking:

- Yes
- No

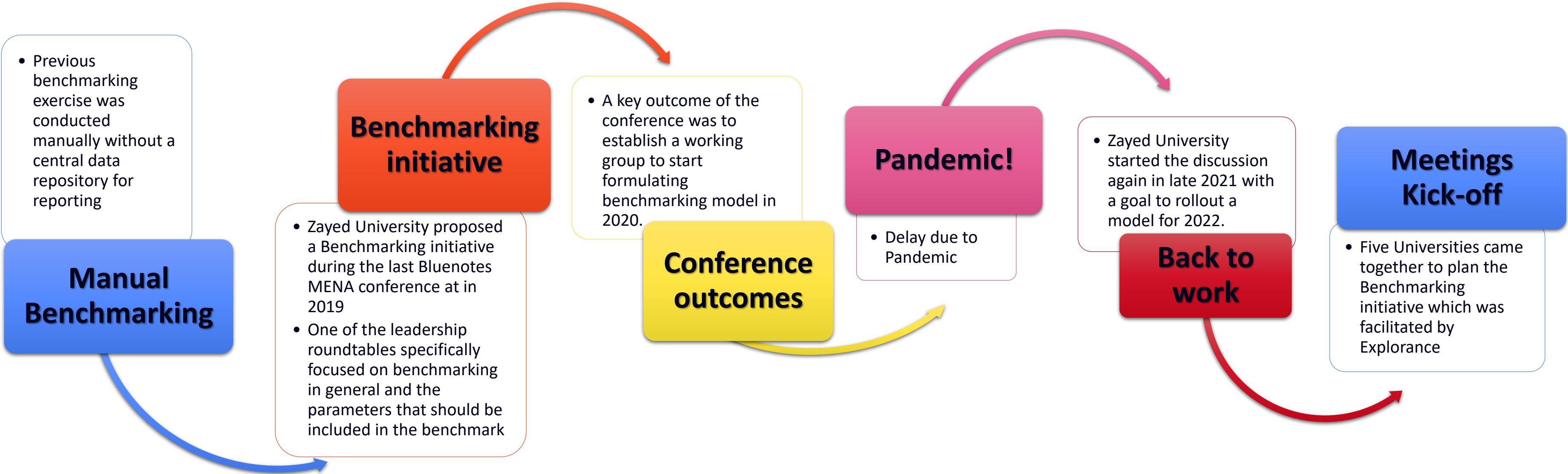


Why Benchmarking?

Why Benchmarking?



Need for National/Regional Initiative



Pilot Study – Participating institutions



جامعة عجمان
AJMAN UNIVERSITY



الجامعة
الأمريكية
في الإمارات
American
University
in the Emirates



AUS | الجامعة الأميركية في الشارقة
American University of Sharjah

Developmental Phases



What purpose do you expect it to serve?

Create a Common Language

Desire for Continuous Learning

Effective Tool for Staying Competitive

Examining For Improvement and Excellence

Documenting Data for Analyzing Data

Measurable Standards for Comparison

Comparative Assessment of Higher Education Systems

Identify Strengths and Weaknesses for Peer Learning


Data Driven Decision Making

Mapping Regional Data with Comparable International Data


Address the requirement for accrediting Agencies and Stakeholders

Benchmarking Indicators


Benchmarking Indicators Categories



Academic



Financial



**Stakeholders'
Satisfaction**



Major Benchmarking Indicators

- Academic programs
- Enrollment
- Retention rate
- Persistence rate
- Graduation rate
- Employment rate
- Degrees awarded
- Faculty
- Research publications and citations
- Accreditation

Academic



- Tuition Fees
- Scholarships
- % Research budget
- External research funding

Financial



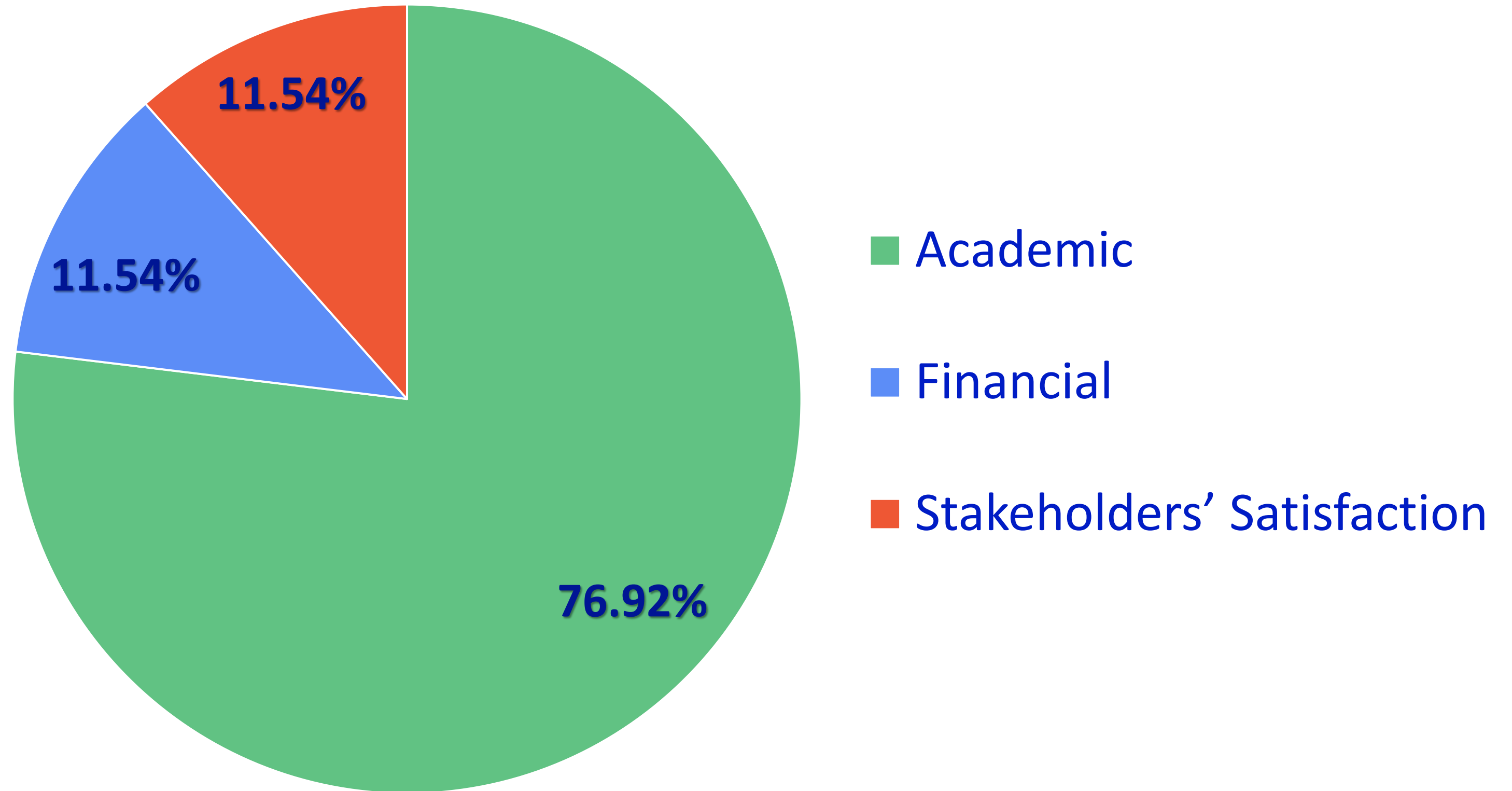
- Satisfaction with teaching
- Satisfaction with services
- Satisfaction in exit survey
- Alumni satisfaction
- Employers' satisfaction

Stakeholders' Satisfaction





Indicators Distribution by Category



Data Collection & Reporting



How often the data should be collected?

Join the Exercise

Once you confirm your institution's participation in the benchmarking exercise, we will add you to the upcoming data collection survey that will be launched late December/early January.

Submit Indicators values

The survey will ask you to provide your institution's numbers for all indicators. In order to be part of the benchmarking initiative, you must provide the values for all indicators.

Receive Data

Once all participating institutions provide their benchmarking indicators, we will compile an excel file with the data of all institutions. This file will be shared back with all participating institutions.

Annual Exercise

This exercise will initially be repeated once a year with a view to expanding the benchmarking initiative to program level.

No Fees!

There is no cost for participating in the benchmarking initiative for 2022 and 2023.

Regions

The goal of the benchmarking initiative is UAE and the MENA region.

How will data be shared and reported?



Shared Report



- Every participation institution will receive the data for all other institutions for internal analysis.

Workshops



- Collaborative workshops will be organized for participated institutions to discuss the benefits and the outcomes of this exercise.

Expand Benchmarking



- The participation institutions may also collaborate in expanding the benchmarking indicators and inviting global institutions to the Bluenotes Community.

Confidentiality



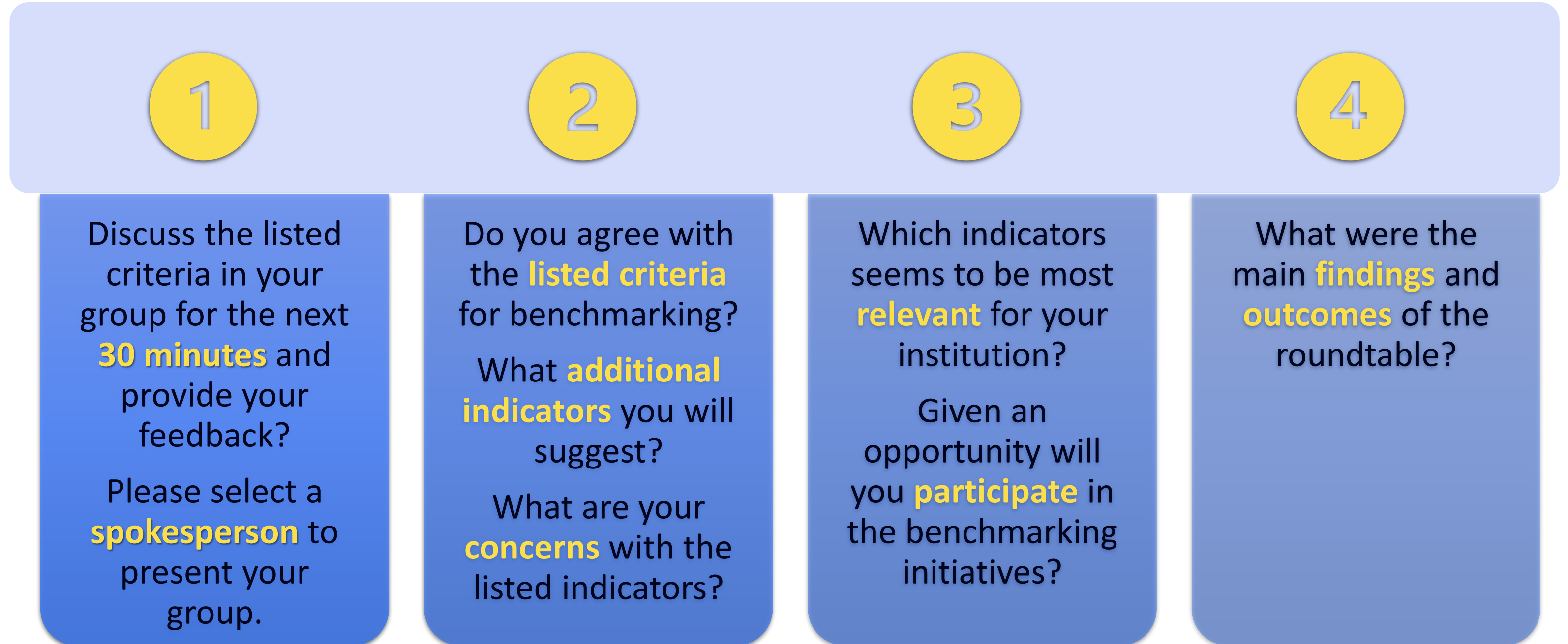
All benchmarking data are intended for the internal use of each participating institution.

Each participating institution is responsible for confidentiality of the data file they will receive.

Institutions can use the data for accreditation and other compliances provided institutional names are masked.

Explorance is responsible for collecting and disseminating the data and will present a confidentiality agreement to be signed by every participating institution.

Roundtable Instructions



Regional Benchmarking Roundtable Discussions

30 minutes
Discussions

Spokesperson for
each roundtable

Share Main findings and
outcomes of the
roundtable

Join the Benchmarking?
Scan the QR code to register



Roundtable Discussions Outcomes

2 Minutes for each table to share
their outcomes

For more information, please
contact: IR@zu.ac.ae

Join the Benchmarking?
Scan the QR code to register



Join the Benchmarking

If you are interested to
join the Benchmarking for
Year 2022,

Scan the QR code
to register



Thank You!

