



# Product Roadmaps

## A Journey From 8 to 9

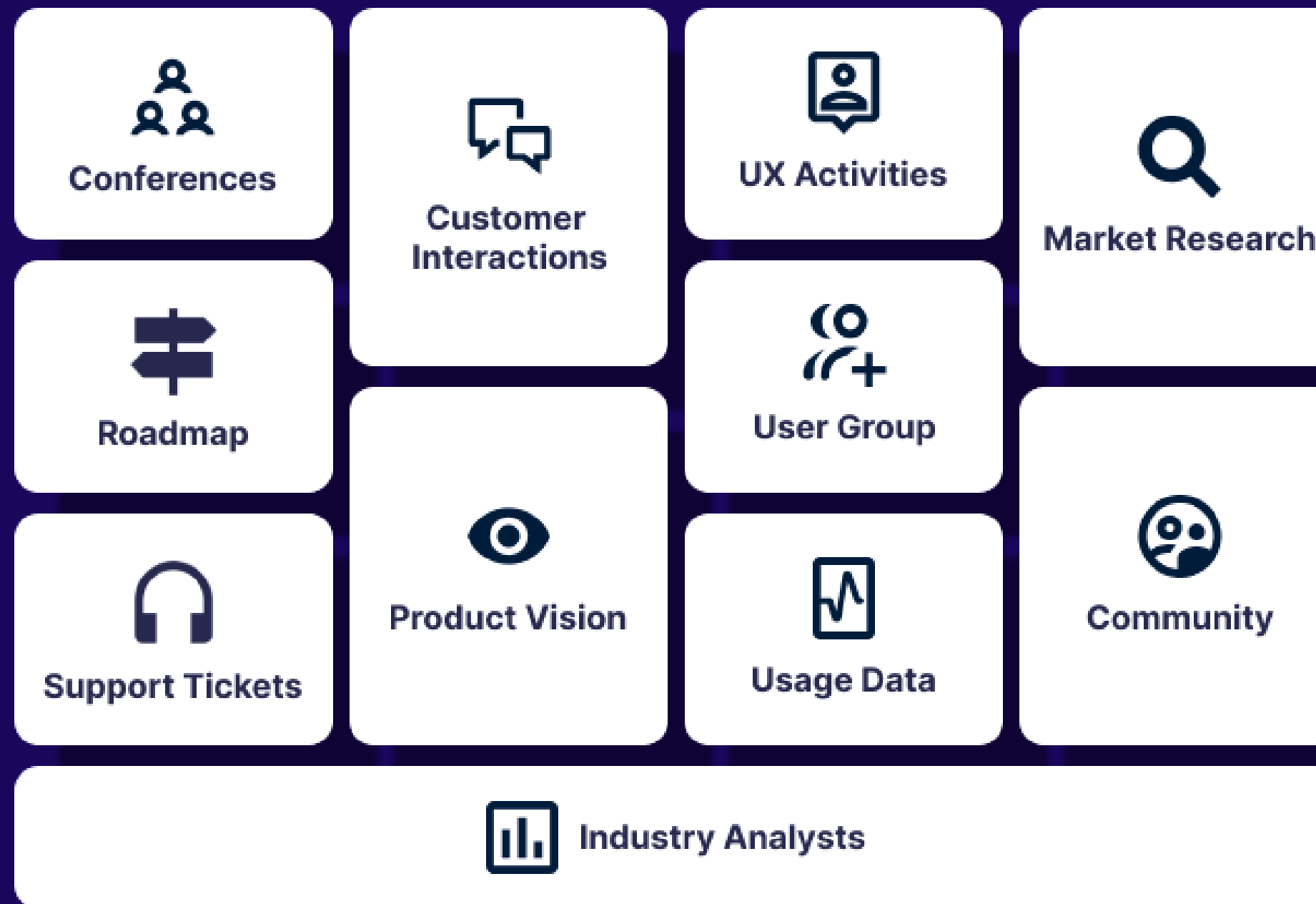
*Alexandra Rascanu - Blue Product Manager*  
*Zelbrey Bedard - VP Product Ops*



# 01

What goes into the roadmap?

# What goes into the Blue roadmap?



# Blue recent updates

# 02

# Blue 8 updates

User Experience

Automation

Integrations

Reporting &  
Analytics

# Blue 8 updates



## User Experience -> Engagement

- Enhanced surveys for students
- Enhanced course list for instructors, coordinators
- QR Codes
- Completion certificates
- Enhanced interface for adding questions
- Enhanced interface for selecting raters



Student Evaluation of Teaching for 401806 Primate Evolution Save

Please select the Instructor(s) you would like to evaluate. i



Preselected Main Lecturer

<input type="checkbox"/>  Barbara PETRELLI	<input type="checkbox"/>  Jeannie TAYLOR
---	---

Please select Guest Speaker  
(Select Max 3)

<input type="checkbox"/>  Kash MASSA	<input checked="" type="checkbox"/>  Rosanne CHIBA
---	---

Please select Lab Technician  
(Select Max 2)

<input checked="" type="checkbox"/>  Philippe HOLLY	<input type="checkbox"/>  Rick CARMICHAEL
--	--

# Blue 8 updates

## Automation -> Productivity

- Auto synching of demographic and dates
- Invitation + 5 automatic reminders
- Completion Email
- Multiple schedules
- Recent: Private + public evals collected together\*
- Recent: Closing the loop enhancement with group level viewer updates in reports

Schedule list

Tasks will use the first schedule that meets all of the conditions.

Move to position  Go

Priority	Schedule name	Notifications	Actions
<input type="checkbox"/> 1	Day 1 - Job Application		<a href="#">Configure</a> <a href="#">Modify conditions</a>
<input type="checkbox"/> 2	Day 30 - Onboarding Experience		<a href="#">Configure</a> <a href="#">Modify conditions</a>
<input type="checkbox"/> 3	Day 60 - Onboarding Experience		<a href="#">Configure</a> <a href="#">Modify conditions</a>
<input type="checkbox"/> 4	Day 90 - Onboarding Experience		<a href="#">Configure</a> <a href="#">Modify conditions</a>
<input type="checkbox"/> 5	Day 365 - Onboarding Experience		<a href="#">Configure</a> <a href="#">Modify conditions</a>
<input type="checkbox"/> 6	Job Change Experience		<a href="#">Configure</a> <a href="#">Modify conditions</a>
<input type="checkbox"/> 7	Offboarding Experience		<a href="#">Configure</a> <a href="#">Modify conditions</a>

\*For Subject definition only



# Blue 8 updates

## Integrations -> Connected

- Enhanced security for the **Blue-Interfolio/Faculty 180** integration
- **Blue/Microsoft Dynamics** data synch
- All course block for **Canvas**
- Recent: Granular course naming in **Canvas pop-ups**
- Recent: **Blue/D2L Brightspace** data synch
- Around the corner: **Blue/Workday** data synch
- Around the corner: **Blue/Ethos** data synch

The screenshot displays the Explorance interface with the following content:

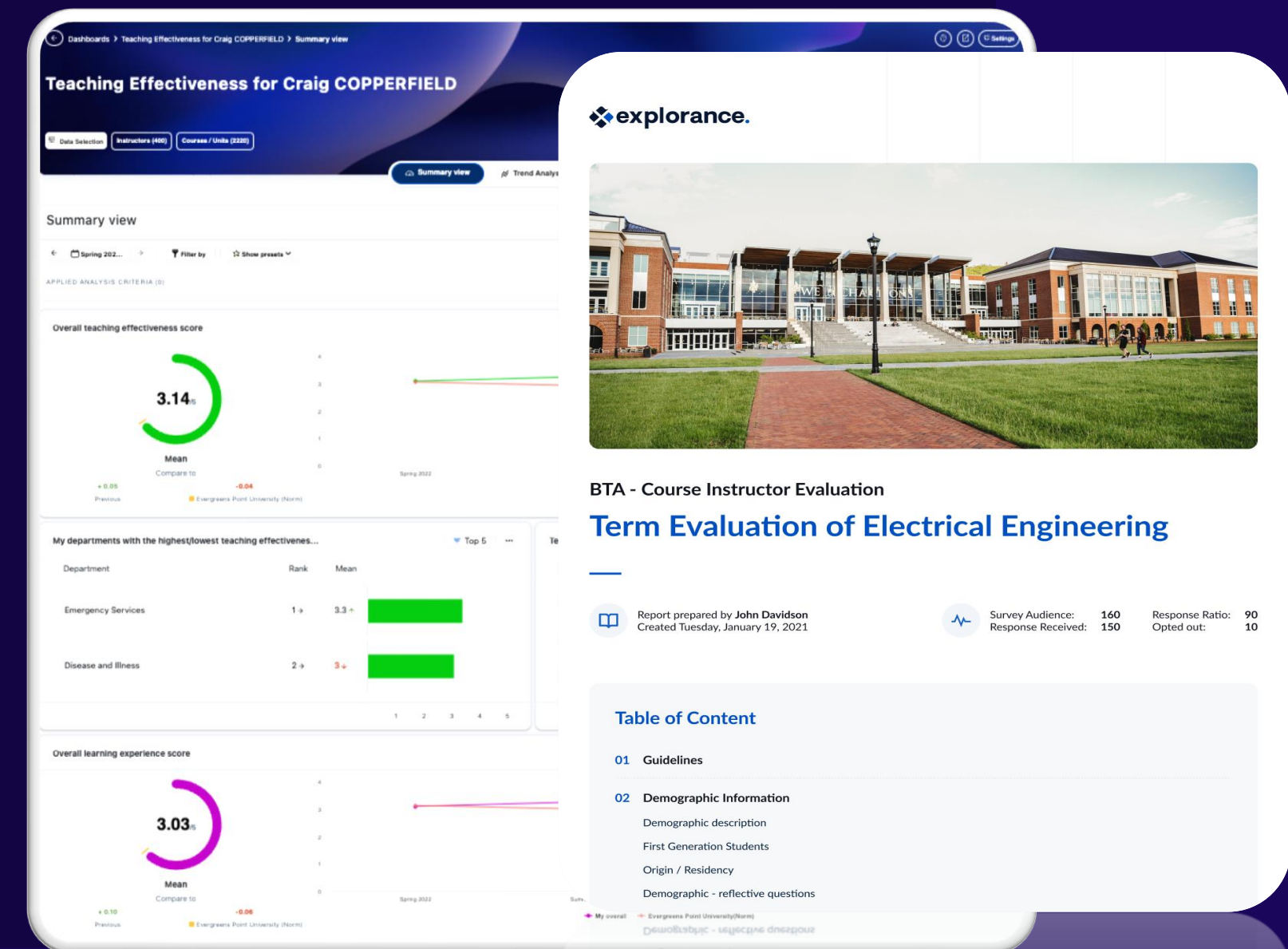
- explorance.** logo at the top.
- Attention: provide feedback for the following 2022 Fall term courses:
- Course entry: 2022 Fall term - Math 101 (Fillout), In Progress, Ends on 04/28/2023, with a **Continue** button.
- Please complete the following administrative tasks:
- Task entry 1: 2023 Winter term - Sociology 101 (Subject management), Open, Ends on 02/21/2024, with a **Start Now** button.
- Task entry 2: 2023 Winter term - Math Advanced (Subject management), Open, Ends on 02/21/2024, with a **Start Now** button.
- Please provide feedback for the following courses:
- Remind me Later** button at the bottom right.



# Blue 8 updates

## Reports & Analytics -> Insights

- Reports:
  - Recent: Updated look & feel (charts, tables, styling)
  - Recent: Multiple choice calculation based on respondent count
- Dashboards:
  - Aggregate Dashboard
  - Response rate trend analysis
  - Recent: Summary widgets (for aggregate)
  - Recent: Heatmaps
  - Recent: Norm comparisons

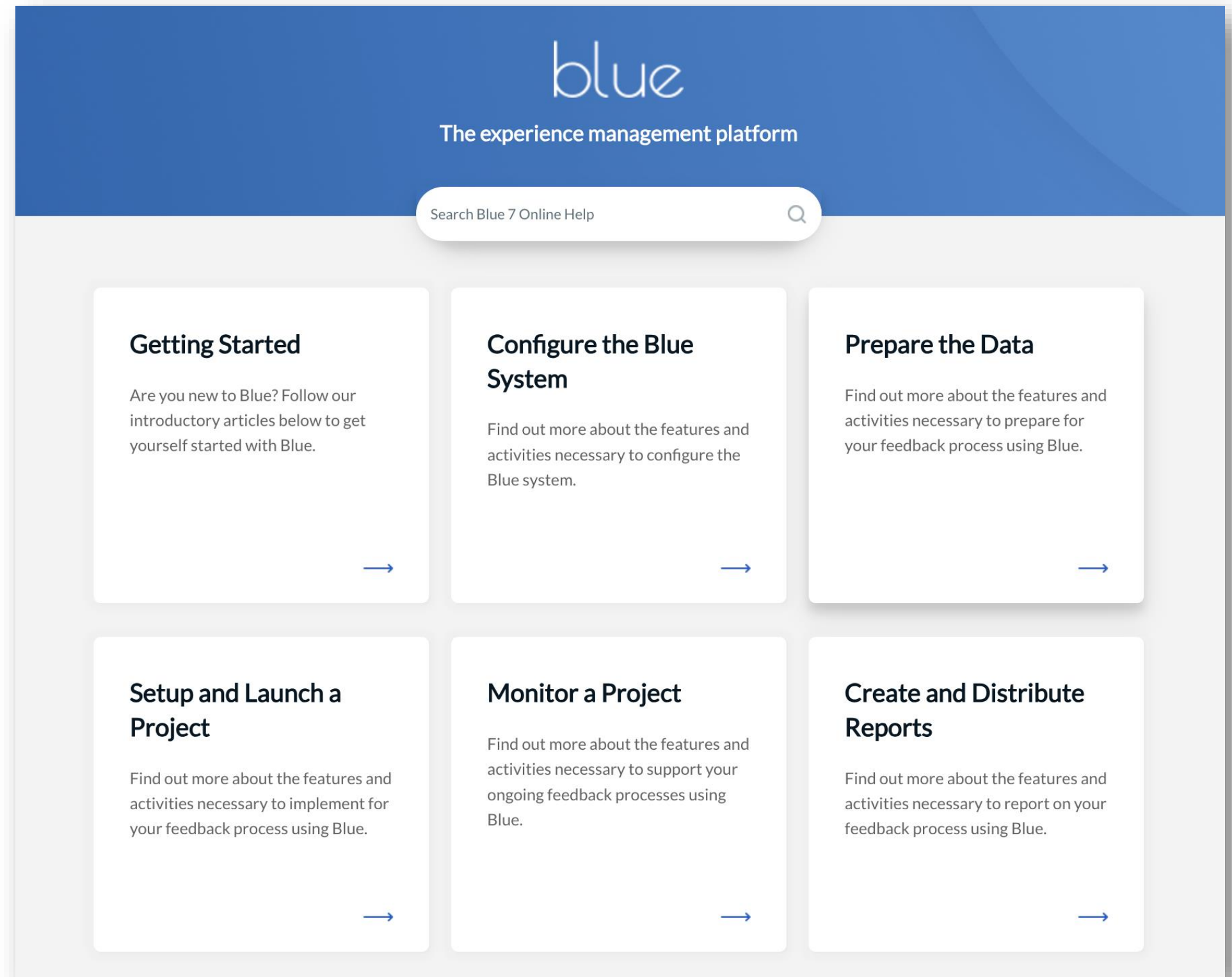


# Online Help update

03

# Online Help update

- [Onlinehelp.explorance.com/blue](https://onlinehelp.explorance.com/blue)



# Online Help update

- [Onlinehelp.explorance.com/blue](https://onlinehelp.explorance.com/blue)

The screenshot shows the Explorance Blue Help Center website. The header includes the Explorance logo, a 'Submit a request' button, and navigation links for News, Training, and Community. The main banner features the 'blue' logo and the tagline 'The people insights platform.' Below the banner is a search bar for user guides. The content is organized into three columns: 'User guides', 'Community', and 'News and updates'. The 'User guides' column includes sections for 'I'm new to Blue', 'I want to explore the guides', and 'I'm about to start a new process'. The 'Community' column features 'Forums and community' with a list of topics and 'Upcoming conferences and webinars'. The 'News and updates' column lists recent articles and product news.

**explorance.**  
HELP CENTER

Submit a request | News | Training | Community | blue

blue®  
The people insights platform.

Search user guides

### User guides

**I'm new to Blue**  
Get to know the product with resources such as release notes and welcome guides.  
Intro to Blue | Release notes | Training | Patches

**I want to explore the guides**  
Learn how to configure the system, projects, reports, add-on product guides etc.  
System settings | Data | Project | Reports  
Participants guides | DIG | Blue Dashboard | Blue Connector  
BTA

**I'm about to start a new process**  
Learn best practices, and discover solutions for end-of-term evals, midterm evals, 360 assessments, webinars, and more.  
A to Z guides | Best practices | Webinars | Report visualizations

### Community

**Forums and community**  
Get up to speed on resources and recommendations shared by the Blue community.  
Blue community forums | Community resources

TOPICS:

- GT Name of PDF reports - random characters  
Created by Georgia Terry - Jul-05-2023
- DD Place "Resend" Button in SM Tasks Under Institution Control  
Created by Donna Davis - May-31-2023
- DG BNG 2023 Session  
Created by Daniel Glover - Jun-13-2023

**Upcoming conferences and webinars**  
Jul-19-2023  
Bluenotes R1 Universities Chapter Meetup

### News and updates

View calendar

**New and updated articles**

- Blue Dashboard 4.0 release notes | New
- Troubleshooting - Blue Connector, DIG, LMS, and SSO | New
- Default piping/field mapping symbols | Updated

**Product news**

- Jul 11 **OUT NOW- Blue 8.1.1 - adds Brightspace connection and more**  
We are excited to announce that Blue 8.1.1 has been released Tuesday, July 11, 2023.
- May 15 **OUT NOW - BlueML models - more, better, deeper insights**  
We are excited to announce new capabilities in BlueML (Blue Machine Learning) were released May 15, 2023.
- May 02 **OUT NOW - Blue Dashboard 4.0**  
We are excited to announce that Blue Dashboard 4.0 was released May 02, 2023.
- Aug **End of Support: Blue Dashboard v3.0**

The foundation of Blue 9

044



# The Roots of Blue



65 new epics

356 new stories

500+ bugs fixed

58,000 lines of code removed

200+ new API endpoints

3x more system tools

50% team growth

3 years

150,000 wrk hrs

Governance Risk

Compliance Office

# The Roots of Blue



“The best time to plant a tree was 20 years ago. The second best time is now.”  
– Chinese Proverb



# The Roots of Blue



“The best time to plant a tree was 20 years ago. The second best time is now.”  
– Chinese Proverb

**Blue updates**  
*Around the Corner*

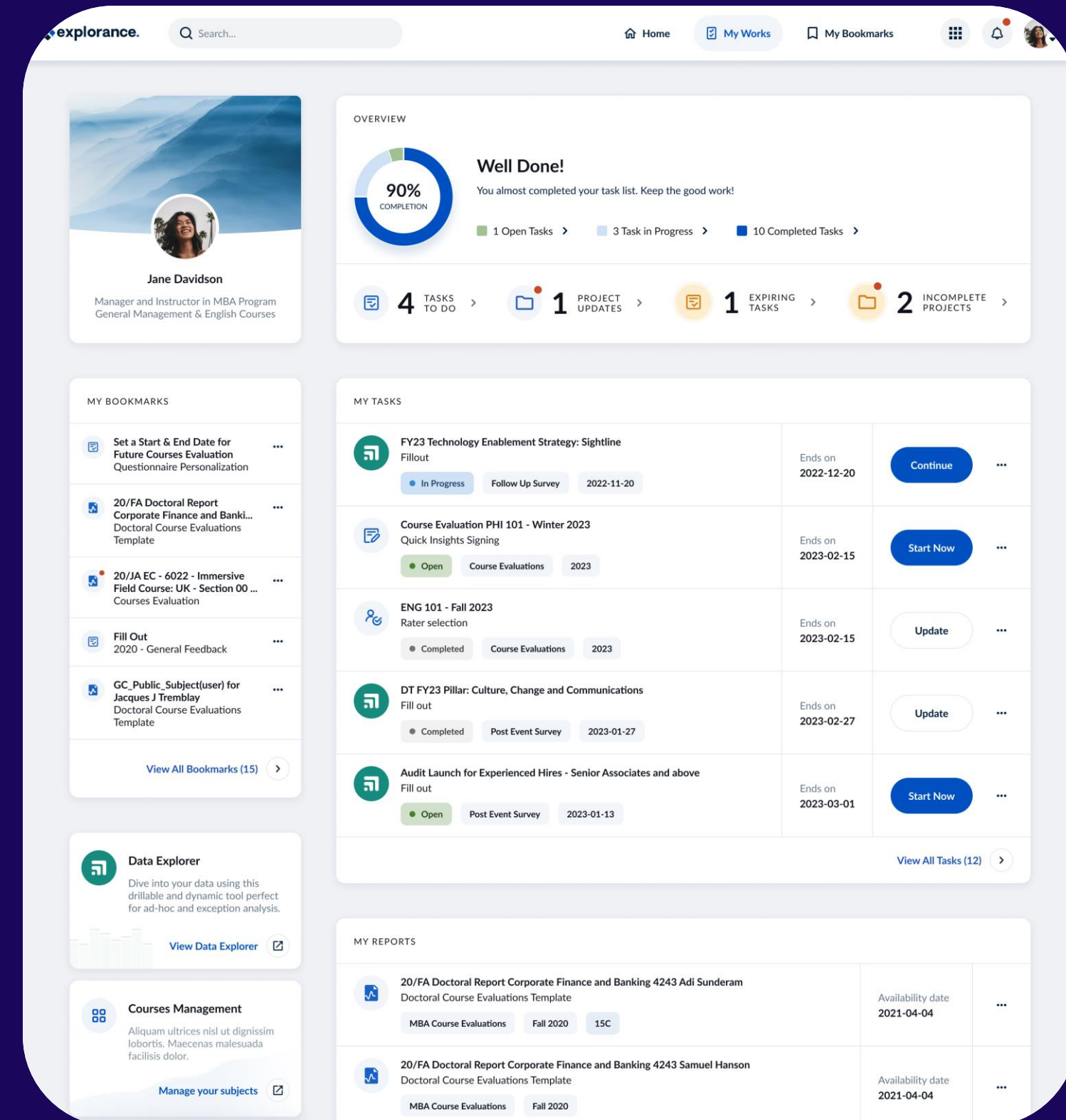
05

# Blue 9.0

## Centralized Home

### Key Highlights:

- A central space for Tasks and Reports, focused on feedback and improvement
- Customizable Home experience
- Advanced filtering and access
  - Tags
  - User defined filters
  - Bookmarks
- Expanded SSO support



# Blue Authentication

Oauth 2.0/Federated (Cross domain SSO)

2 Factor Authentication

Password

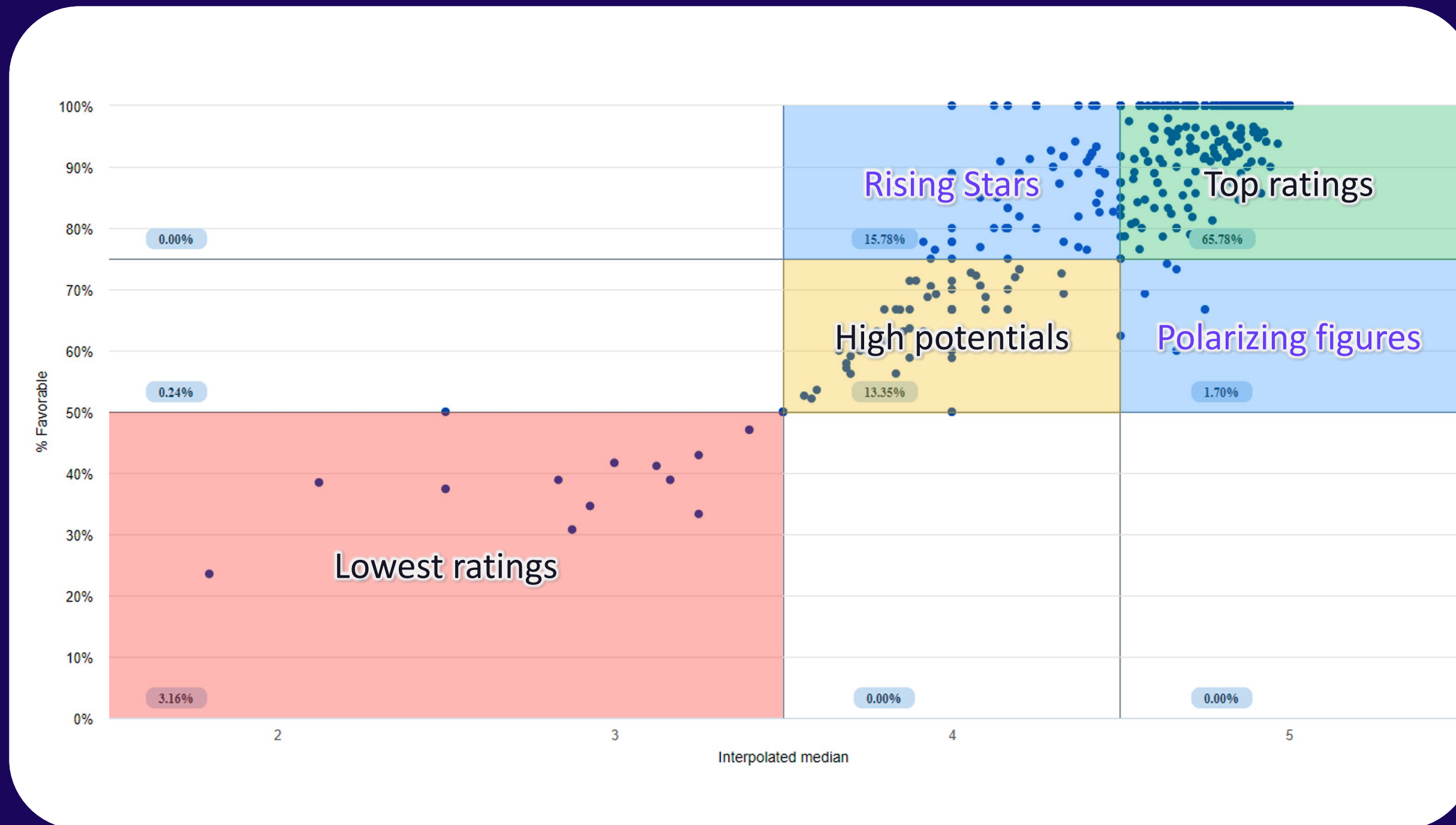
- Duration
- History
- Prohibited words
- Account lockout







# Blue Dashboard – Scatter Plot Chart



**Blue updates**

***Fast approaching***

06



# Blue 9.1 updates

**Feedback Hub**

**Tasks and Reports  
RESTful APIs**

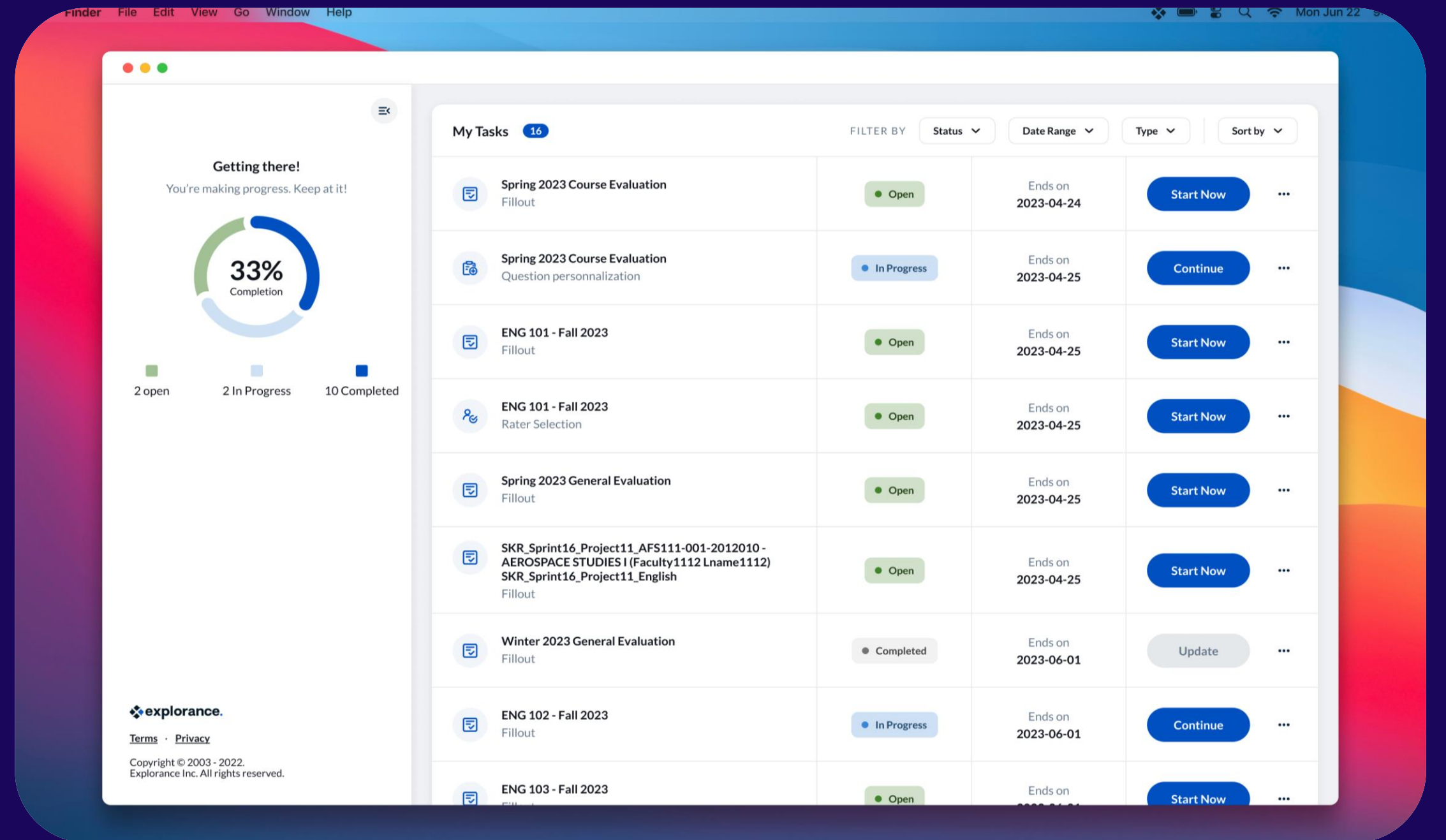
**Blue Desktop  
App**

**DIG**

# Blue Desktop App

## Key Highlights:

- New Task distribution method
- Available Directly in a computer system tray
- Desktop app notifications
- A centralized place to view Tasks / Reports



# DIG Updates

## Key Highlights:

- Refined User Interface
  - In-line editing
  - New split / merge views
  - New add / assign views
  - Customizable sticky columns
  - Color coded status column
- Modify after publish
- Improved performance

The screenshot shows a data management interface with a table of records. The table has columns for Actions, Alerts, Status, Given name, Family Name, Professorship, and Hire\_Date. The Status column is color-coded: purple for 'Original' and yellow for 'Modified'. The Alerts column shows a split view for the 'Modified' record, with a vertical line and numbers 1 and 2 indicating different views. The interface includes a top bar with 'Edit selection', '(0 selected / 98 found)', 'Manage Columns', a page size dropdown set to 10, and a pagination control showing page 1 of 5.

Actions	Alerts	Status	Given name	Family Name	Professorship	Hire_Date
<input type="checkbox"/>	⋮	Original	Adriana	CARVER	Lecturer	2008-Nov-01
<input type="checkbox"/>	⋮	Modified	Adam	CHAVES	Associate Professor	2008-Oct-01
	⋮	1	Adam	CHAVES	Associate Professor	2008-Oct-01
	⋮	2	Adam	CHAVES	Associate Professor	2008-Oct-01
<input type="checkbox"/>	⋮	Original	Annette	FONG	Associate Professor	2008-Jul-01
<input type="checkbox"/>	⋮	Original	Annik	MOLLIK	Lecturer	2008-Nov-01
<input type="checkbox"/>	⋮	Original	Alan	RITTER	Assistant Professor	2008-Oct-01
<input type="checkbox"/>	⋮	Original	Bernard	BAKER	Distinguished	2008-Aug-01
<input type="checkbox"/>	⋮	Original	Boris	BELINI	Adjunct	2009-Jan-01

**On the horizon**

07

# Blue 9.2 updates

**Instructor  
pre-selection**

**ML in Blue  
reports**

**Report block  
enhancements**

**BI RESTful APIs**

# Blue 9.x updates

**Scheduling  
expansion**

**Central Subject  
space in the home  
experience**

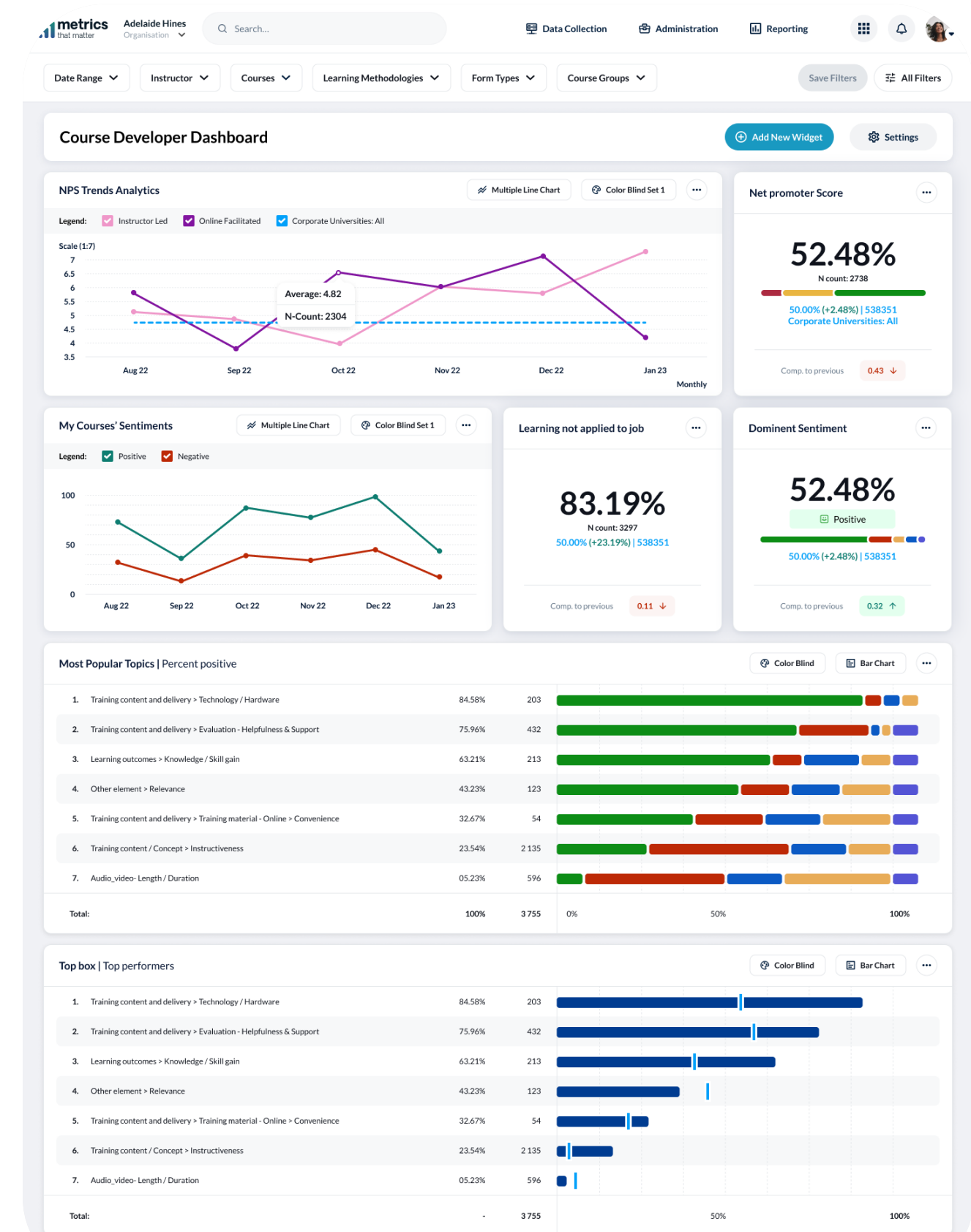
**In the Moment  
Feedback**

**And more!**

# Explorance Dashboard

## Dashboard + ML

- Mixed method analytics, link qualitative feedback to quantitative metrics
- Monitor dominant sentiment for key programs
- Identify most popular topics from across all comments
- Track how sentiment has changed over time for key programs or topics
- Easily understand what learners are recommending (Start, Stop, Do more, etc.)





# Overview

# 08

# Journey From 8 to 9

## Blue 9 *Session*

### Blue 8 updates

#### Around the corner (1-4 months)

- **Blue 8.1.2**
  - Workday data integration
  - Ethos data integration
- **Blue 9.0**
  - New Blue Home
  - Expanded SSO
  - Enhanced built-in auth.
  - Dashboard updates *Session*

### Online Help updates

#### Fast approaching (~4-8 months)

- **Blue 9.1**
  - Feedback Hub
  - Desktop app
  - New task & reports RESTful APIs
  - DIG UX update *Session*

### On the horizon (8 months+)

- **Blue 9.2**
  - BlueML in reports *Session*
  - Instructor pre-selection
  - Report block enhancements
  - BI RESTful APIs
- **Blue 9.x**
  - BlueML in dashboards
  - In-the-moment feedback
  - Central subject space
  - Scheduling expansion
  - Mobile app

\*Release numbers and timelines are subject to change to ensure the best possible outcome for our customers.



REFLECT AND REIMAGINE:

# 10 Years of Shaping Higher Education

